



# DABMAR



## LANDSCAPE LIGHTING CATALOG

# 2007

QUALITY SERVICE VALUE  
WWW.DABMAR.COM 805/604-9090 (PH) 805/604-9050 (FAX)







Dan Davidson founded Dabmar Lighting, Inc. in 1990. Dan, a then successful certified and licensed Electrical Contractor, began his visionary journey in the lighting industry by providing energy efficient ceiling and wall lighting fixtures to the California marketplace. Dabmar has become one of the most respected names in lighting. While competitors extend their delivery time, Dabmar responds to customer needs with available inventory on all cataloged items. Dabmar has the ability to ship same day from its 50,000 square foot facility conveniently located in Southern California. Historically Dabmar has been recognized as the source with the **Lowest Prices For The Best Quality Product** in the nation. Today Dabmar is a manufacturer of high quality fixtures for residential, commercial and industrial use. The full product line includes many styles of Landscape, Decorative Posts, High Intensity Discharge and Fluorescent Lighting Fixtures for outdoor and indoor applications.

**DABMAR... QUALITY... SERVICE... VALUE**







Dabmar warrants its products against workmanship defects (determined by Dabmar) for a period of one (1) year from the date of shipment and agrees to repair or replace any such product without charge during indicated period of time. LAMPS are warranted for a period not exceeding fifty percent (50%) of published life of the lamp from the day of shipment. BALLASTS are warranted for a period of one (1) year from the date of shipment. Materials are warranted as follows: BRASS is warranted for a period of ten (10) years from the date of shipment. COPPER is warranted for a period of seven (7) years from the date of shipment. STAINLESS STEEL is warranted for a period of five (5) years from the date of shipment. FIBERGLASS is warranted for a period of three (3) years from the date of shipment. CAST ALUMINUM and PLASTIC is warranted for a period of one (1) year from the date of shipment.

This warranty extends only to the buyer of the product. Proof of purchase in the form of original receipt is required by Dabmar before warranty performance is rendered.

This warranty covers product failure due only to material and workmanship defects which occurs in normal use of product. Warranty does not cover product failure due to misuse, abuse, lack of reasonable care, alteration, improper installation, subjecting product to any but the specified electrical voltage, age or any other failure not resulting from defects of materials or workmanship.

Damage resulting from discoloration is not covered by this warranty.

Separately purchased non-Dabmar products including lamps are not covered by this warranty and if used with Dabmar product will void any and all warranty allowed.

Dabmar does not reimburse customers for any cost of labor, service or other costs related to product warranty.

There are no other warranties inferred or implied except as stated herein.

Dabmar shall not be liable for incidental, special or consequential damages resulting from the use of the products or arising from any breach of this warranty.

Extended and special warranty requests will be considered only at a time of quotation.

To obtain warranty service contact Dabmar Warranty Department. Have the product model number, date of purchase and invoice number available when you call Dabmar. A Customer Service Representative shall advise necessary action. Any product requiring return to Dabmar will be subject to Dabmar Return Policy.





## TERMS AND CONDITIONS

**MINIMUM ORDER:** Initial one thousand five hundred dollar (\$1500.00) order is required to become a stocking distributor. Minimum billing amount is fifty dollars (\$50.00). Any orders under minimum billing amount are subject to a service charge.

**PAYMENT TERMS:** Dabmar mandates net thirty (30) day payment on approved credit. An early payment discount of one point five percent (1.5%) will be allowed on payments made within ten (10) days of the invoice date. An additional service charge of twenty five dollars (\$25.00) per check will be placed on any checks returned by the bank for reason of non-sufficient funds (NSF). Replacement payment must be made immediately by cashiers check or money order in the corrected amount. All past due payments are subject to one point five percent (1.5%) finance charge in addition to the original invoice amount or the highest lawful rate of finance charge per month applicable under the State Law. No orders will be shipped until all past due payments are made in full. Wire-transfer payments are subject to an additional fifteen dollar (\$15.00) service charge per transfer.

**TRANSPORTATION:** All shipments are FOB Oxnard, CA with a freight allowance on shipments totaling fifteen hundred dollars (\$1500.00) net or more on shipments within the Continental United States to one destination. Partial shipments requested by the customer and bound to one or more destinations must each total fifteen hundred dollars (\$1500.00) net to be freight allowed. Routing of shipments are at the discretion of Dabmar. Whenever practical, Dabmar will honor customer's special requests, provided freight cost are assumed by the customer.

**FREIGHT CLAIMS:** When the freight carrier takes receipt of products, title of the products passes from Dabmar to the customer. All damage or loss claims must be filed directly with the carrier.

**RETURN MATERIAL AUTHORIZATION:** Regardless of the nature of the return all returned products must be accompanied by a Return Merchandise Authorization (RMA) number issued by Dabmar. Freight must be prepaid by the customer. The RMA number must be clearly printed on the return carton(s) and referenced on all documents pertaining to the return. Any cartons returned without Dabmar's RMA number will be refused. All products returned for credit are subject to factory inspection for resalable condition. Credits may be reduced by costs incurred by bringing products to resalable condition. Except for products considered by Dabmar to be defective in material or workmanship, all returns are subject to a restocking fee charged in the amount of twenty percent (20%) of the original invoice amount. All products must be returned in their original cartons. Non-stock orders accepted by Dabmar for modified, customized production or obsolete items are not cancelable, not returnable and not refundable. All shipments refused by the customer are subject to a restocking fee charged in the amount of thirty percent (30%) of the original invoice amount as well as freight cost both ways.

**QUOTES & PRICING:** All Dabmar prices are subject to change without notice. All merchandise will be billed at prices in effect at time of shipment. Federal, State and Local Sales Taxes are not included in published or quoted prices. All quotations are subject to Dabmar's standard terms and conditions. Quotations are valid for a period of thirty (30) days from the date quoted, unless otherwise stated. Prices on confirmed held orders will be valid for sixty (60) days, unless otherwise stated. All quotation requests must reference specific quotation number and job name.

**PURCHASE ORDERS & CANCELLATIONS:** Any purchase order or purchase order cancellation must be submitted in writing and is subject for approval by Dabmar. Order cancellation (if approved) must be confirmed by Dabmar in writing and is subject to cancellation fee(s).

**DELIVERY SCHEDULES:** Dabmar shall not be in any way responsible for failure(s) or delay(s) in the fulfillment or execution of orders or shipments which are directly or indirectly caused by conditions of war, national or international emergencies, sabotage, inadequate transportation facilities, inability to secure raw materials or supplies including fuel and power, fire, flood, windstorms or other acts of God, strikes, lock-outs or other labor disturbances, orders by local authorities or any cause similar or of different kind which is beyond reasonable control of Dabmar.


**BACK ORDERS:** Any and all Dabmar items not available in stock at the time of scheduled shipment are automatically placed on back order status and shipped as soon as they are available and are back in stock. Customers that do not wish to receive back ordered items are required to submit an immediate written notification to Dabmar.




# TABLE OF CONTENTS

	DIRECTIONAL SPOT LIGHTS	PG. 1 - 12
	AREA FLOOD LIGHTS	PG. 4, 7, 11
	DIRECTIONAL SPOT LIGHTS	PG. 13 - 17
	BURIAL BOXES	PG. 18 - 20
	AREA FLOOD LIGHTS	PG. 21 - 25
	SIGN LIGHTS	PG. 26 - 27
	PATH LIGHTS	PG. 28 - 46
	DESERT COLLECTION	PG. 47 - 49
	PAGODA LIGHTS	PG. 50 - 52
	PAGODA LIGHTS	PG. 53 - 56
	WELL LIGHTS	PG. 57 - 66
	WELL LIGHTS	PG. 67 - 72
	STEP LIGHTS	PG. 73 - 85
	STEP LIGHTS	PG. 86 - 90
	TRANSFORMERS	PG. 91 - 96
	UNDERWATER LIGHTS	PG. 97 - 100
	TREE + BARBECUE LIGHTS	PG. 101 - 102
 + 	LED LIGHTS	PG. 103 - 117
  	ACCESSORIES	PG. 118 - 125






BLACK



GREY



WHITE




STAINLESS STEEL




ZINC ALLOY



COPPER



ANTIQUE COPPER




BRASS



ANTIQUE BRASS



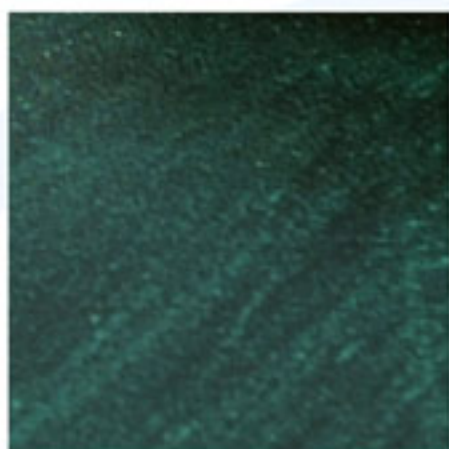
BRONZE



ANTIQUE BRONZE



GREEN



VERDE GREEN




ACID GREEN




PATINA GREEN



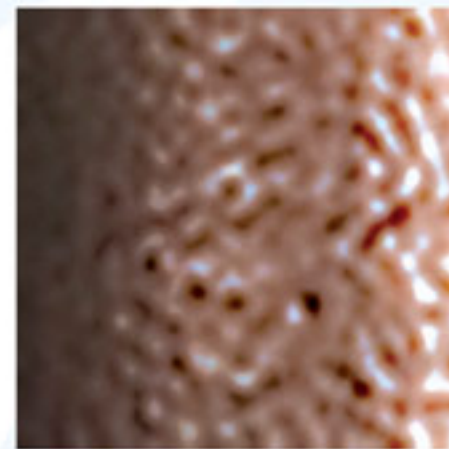
RESIN



SAND



DARK SAND



RUST





lights

12<sub>v</sub>

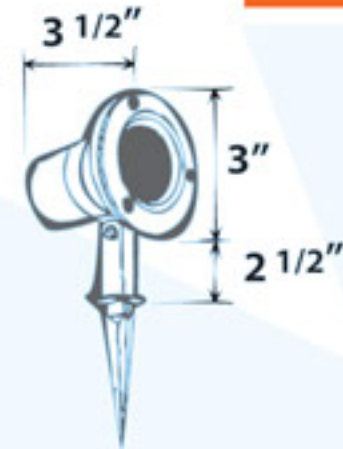


12<sub>v</sub>



## LV10

DIRECTIONAL SPOT LIGHT  
 MATERIAL: STAINLESS STEEL  
 LAMP: MR16 12V 20W [35W MAX.] LAMP INCLUDED  
 CLEAR, HEAT RESISTANT, TEMPERED GLASS  
 ADJUSTABLE U-SHAPED BRACKET  
 [PRE-WIRED WITH UL LISTED DIRECT BURIAL WIRE/CABLE]  
 ETL APPROVED  
 AVAILABLE FINISH: STAINLESS STEEL

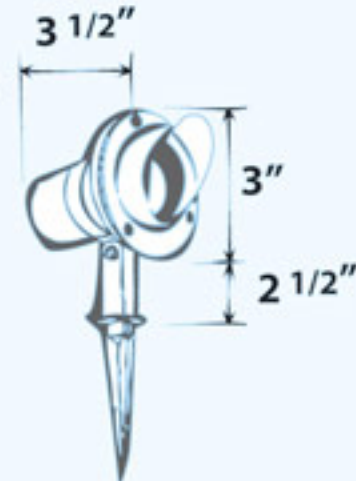


STAINLESS  
 STEEL  
 FIXTURES



## LV11

DIRECTIONAL SPOT LIGHT WITH HOOD  
 MATERIAL: STAINLESS STEEL  
 LAMP: MR16 12V 20W [35W MAX.] LAMP INCLUDED  
 CLEAR, HEAT RESISTANT, TEMPERED GLASS  
 ADJUSTABLE U-SHAPED BRACKET  
 [PRE-WIRED WITH UL LISTED DIRECT BURIAL WIRE/CABLE]  
 ETL APPROVED  
 AVAILABLE FINISH: STAINLESS STEEL



## LV131

DIRECTIONAL SPOT LIGHT WITH HOOD  
 MATERIAL: BRASS  
 LAMP: MR16 12V 20W [50W MAX.] LAMP INCLUDED  
 CLEAR, CONVEX, HEAT RESISTANT, TEMPERED GLASS  
 ADJUSTABLE KNUCKLE WITH 1/2" NPT  
 [PRE-WIRED WITH UL LISTED DIRECT BURIAL WIRE/CABLE]  
 ETL APPROVED  
 AVAILABLE FINISH:  
 ANTIQUE BRASS, ANTIQUE BRONZE



BRASS  
 FIXTURE

12<sub>v</sub>

REMOTE 12 VOLT TRANSFORMER NOT INCLUDED [SEE PG. 91] ■ HEAVY DUTY GROUND SPIKE INCLUDED



**BRASS  
FIXTURES**

**12<sub>v</sub>**

## LV26

DIRECTIONAL SPOT LIGHT WITH HOOD

MATERIAL: BRASS

LAMP: MR16 12V 20W [50W MAX.] LAMP INCLUDED

CLEAR, HEAT RESISTANT, TEMPERED GLASS

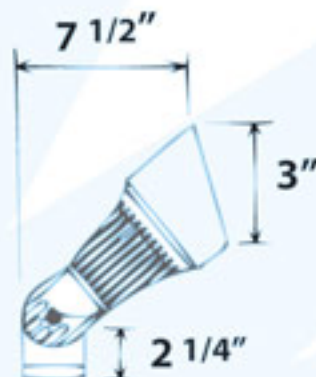
ADJUSTABLE KNUCKLE WITH 1/2" NPT

SOLID BRASS SPIKE INCLUDED

[PRE-WIRED WITH UL LISTED DIRECT BURIAL WIRE/CABLE]

ETL APPROVED

AVAILABLE FINISH: NATURAL BRASS



## LV28

DIRECTIONAL SPOT LIGHT WITH HOOD

MATERIAL: BRASS

LAMP: MR8 12V 10W [20W MAX.] LAMP INCLUDED

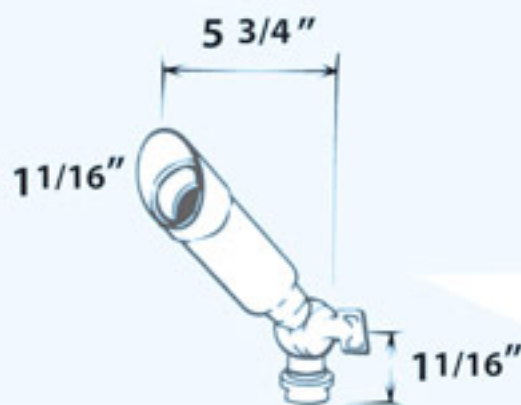
CLEAR, HEAT RESISTANT, TEMPERED GLASS

ADJUSTABLE KNUCKLE WITH 1/2" NPT

[PRE-WIRED WITH UL LISTED DIRECT BURIAL WIRE/CABLE]

ETL APPROVED

AVAILABLE FINISH: ANTIQUE BRASS,  
ANTIQUÉ BRONZE, COPPER



## LV231

DIRECTIONAL SPOT LIGHT

MATERIAL: BRASS

LAMP: MR16 12V 20W [50W MAX.] LAMP INCLUDED

CLEAR, HEAT RESISTANT, TEMPERED GLASS

ADJUSTABLE KNUCKLE WITH 1/2" NPT

[PRE-WIRED WITH UL LISTED DIRECT BURIAL WIRE/CABLE]

ETL APPROVED

AVAILABLE FINISH: ANTIQUE BRASS,  
ANTIQUÉ BRONZE



REMOTE 12 VOLT TRANSFORMER NOT INCLUDED [SEE PG. 91] ■ HEAVY DUTY GROUND SPIKE INCLUDED





## LV235

DIRECTIONAL SPOT LIGHT WITH HOOD

MATERIAL: BRASS

LAMP: MR16 12V 20W [50W MAX.] LAMP INCLUDED

CLEAR, CONVEX, HEAT RESISTANT, TEMPERED GLASS

ADJUSTABLE KNUCKLE WITH 1/2" NPT

[PRE-WIRED WITH UL LISTED DIRECT BURIAL WIRE/CABLE]

ETL APPROVED

AVAILABLE FINISH:

ANTIQUE BRASS, ANTIQUE BRONZE



## LV29

DIRECTIONAL SPOT LIGHT

MATERIAL: BRASS

LAMP: MR16 12V 20W [35W MAX.] LAMP INCLUDED

CLEAR, HEAT RESISTANT, TEMPERED GLASS

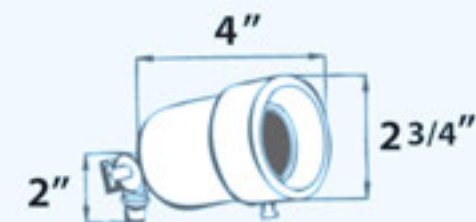
ADJUSTABLE KNUCKLE WITH 1/2" NPT

[PRE-WIRED WITH UL LISTED DIRECT BURIAL WIRE/CABLE]

ETL APPROVED

AVAILABLE FINISH: ANTIQUE BRASS,

ANTIQUE BRONZE, COPPER, ACID GREEN



## LV29-HOOD

DIRECTIONAL SPOT LIGHT WITH HOOD

MATERIAL: BRASS

LAMP: MR16 12V 20W [35W MAX.] LAMP INCLUDED

CLEAR, HEAT RESISTANT, TEMPERED GLASS

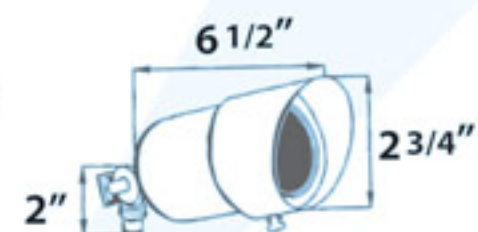
ADJUSTABLE KNUCKLE WITH 1/2" NPT

[PRE-WIRED WITH UL LISTED DIRECT BURIAL WIRE/CABLE]

ETL APPROVED

AVAILABLE FINISH: ANTIQUE BRASS,

ANTIQUE BRONZE, COPPER, ACID GREEN



REMOTE 12 VOLT TRANSFORMER NOT INCLUDED [SEE PG. 91] ■ HEAVY DUTY GROUND SPIKE INCLUDED



**BRASS  
FIXTURES**

**12<sub>v</sub>**

## LV116

AREA FLOOD LIGHT WITH HOOD

MATERIAL: BRASS

LAMP: JC 12V 20W [50W MAX.] LAMP INCLUDED

CLEAR, HEAT RESISTANT, TEMPERED GLASS

ADJUSTABLE KNUCKLE WITH 1/2" NPT

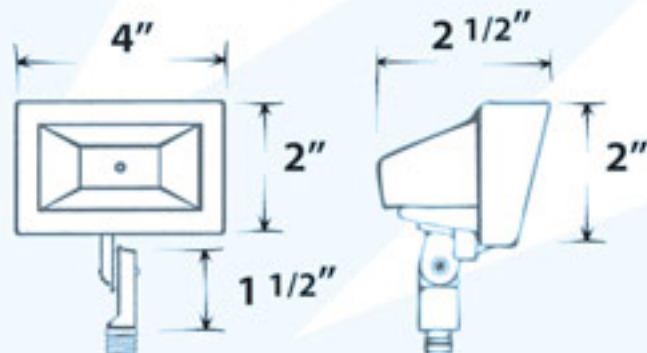
[PRE-WIRED WITH UL LISTED DIRECT BURIAL WIRE/CABLE]

ETL APPROVED

AVAILABLE FINISH:

ANTIQUE BRASS,

ANTIQUE BRONZE



## LV117

AREA FLOOD LIGHT WITH HOOD

MATERIAL: BRASS

LAMP: JC 12V 20W [50W MAX.] LAMP INCLUDED

CLEAR, HEAT RESISTANT, TEMPERED GLASS

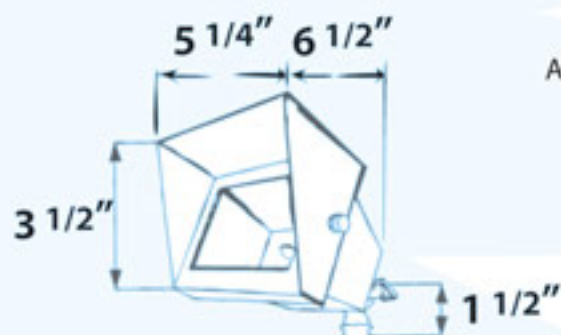
ADJUSTABLE KNUCKLE WITH 1/2" NPT

[PRE-WIRED WITH UL LISTED DIRECT BURIAL WIRE/CABLE]

ETL APPROVED

AVAILABLE FINISH: ANTIQUE BRASS,

ANTIQUE BRONZE, COPPER



## LV30

DIRECTIONAL FLOOD LIGHT WITH HOOD

MATERIAL: BRASS

LAMP: PAR36 12V 35W [50W MAX.] LAMP INCLUDED

NO LENS, OPEN LAMP

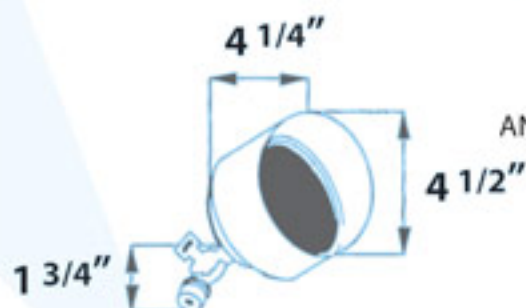
ADJUSTABLE KNUCKLE WITH 1/2" NPT

[PRE-WIRED WITH UL LISTED DIRECT BURIAL WIRE/CABLE]

ETL APPROVED

AVAILABLE FINISH: ANTIQUE BRASS,

ANTIQUE BRONZE, COPPER, ACID GREEN



REMOTE 12 VOLT TRANSFORMER NOT INCLUDED [SEE PG. 91] ■ HEAVY DUTY GROUND SPIKE INCLUDED





**FIBER-GLASS  
FIXTURES**



## FG132

DIRECTIONAL SPOT LIGHT WITH HOOD  
MATERIAL: FIBERGLASS  
LAMP: MR16 12V 20W MAX. LAMP INCLUDED  
CLEAR, CONVEX, HEAT RESISTANT, TEMPERED GLASS  
ADJUSTABLE KNUCKLE WITH 1/2" NPT

[PRE-WIRED WITH UL LISTED DIRECT BURIAL WIRE/CABLE]  
ETL APPROVAL PENDING

AVAILABLE COLOR: BLACK, BRONZE



## FG233

DIRECTIONAL SPOT LIGHT  
MATERIAL: FIBERGLASS  
LAMP: MR16 12V 20W MAX. LAMP INCLUDED  
CLEAR, CONVEX, HEAT RESISTANT, TEMPERED GLASS  
ADJUSTABLE KNUCKLE WITH 1/2" NPT

[PRE-WIRED WITH UL LISTED DIRECT BURIAL WIRE/CABLE]  
ETL APPROVAL PENDING

AVAILABLE COLOR: BLACK, BRONZE

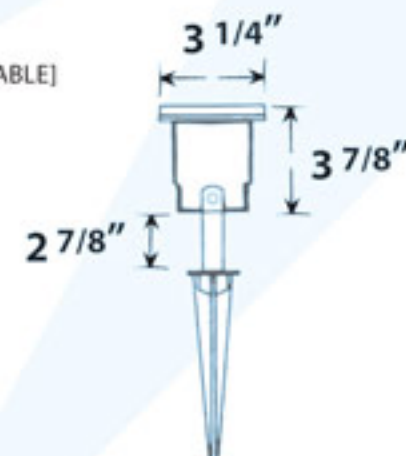


## FG408

DIRECTIONAL SPOT LIGHT  
MATERIAL: FIBERGLASS  
LAMP: MR16 12V 20W MAX. LAMP INCLUDED  
CLEAR, HEAT RESISTANT, TEMPERED GLASS  
ADJUSTABLE U-SHAPED BRACKET

[PRE-WIRED WITH UL LISTED DIRECT BURIAL WIRE/CABLE]  
ETL APPROVED

AVAILABLE COLOR: BRONZE







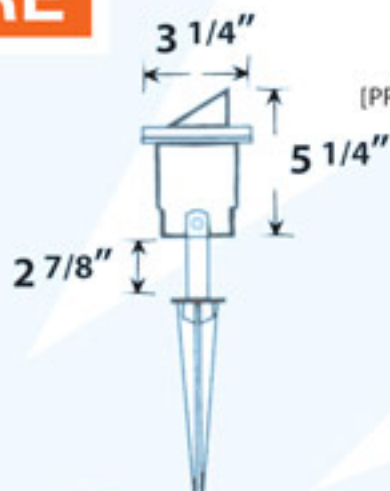
## FG409

DIRECTIONAL SPOT LIGHT WITH HOOD  
MATERIAL: FIBERGLASS  
LAMP: MR16 12V 20W MAX. LAMP INCLUDED  
CLEAR, HEAT RESISTANT, TEMPERED GLASS  
ADJUSTABLE U-SHAPED BRACKET

[PRE-WIRED WITH UL LISTED DIRECT BURIAL WIRE/CABLE]

ETL APPROVED

AVAILABLE COLOR: BRONZE



## LV225

DIRECTIONAL SPOT LIGHT  
MATERIAL: POLYBUTYLENE TEREPHTHALATE  
LAMP: MR16 12V 20W MAX. LAMP INCLUDED  
CLEAR, HEAT RESISTANT, TEMPERED GLASS  
ADJUSTABLE KNUCKLE WITH 1/2" NPT

[PRE-WIRED WITH UL LISTED DIRECT BURIAL WIRE/CABLE]

ETL APPROVAL PENDING

AVAILABLE COLOR: BLACK



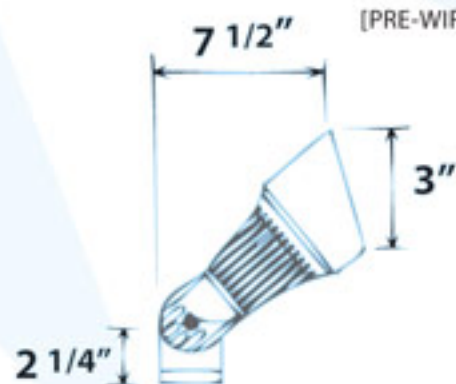
## LV226

DIRECTIONAL SPOT LIGHT WITH HOOD  
MATERIAL: POLYBUTYLENE TEREPHTHALATE  
LAMP: MR16 12V 20W MAX. LAMP INCLUDED  
CLEAR, HEAT RESISTANT, TEMPERED GLASS  
ADJUSTABLE KNUCKLE WITH 1/2" NPT

[PRE-WIRED WITH UL LISTED DIRECT BURIAL WIRE/CABLE]

ETL APPROVAL PENDING

AVAILABLE COLOR: BLACK



REMOTE 12 VOLT TRANSFORMER NOT INCLUDED [SEE PG. 91] ■ HEAVY DUTY GROUND SPIKE INCLUDED



12<sub>v</sub>

**CAST  
ALUMINUM  
FIXTURES**



## LV12F

AREA FLUORESCENT FLOOD LIGHT

MATERIAL: POWDER COATED CAST ALUMINUM

LAMP: PL13 12V 13W LAMP INCLUDED

[TO BE USED WITH PL-13 12V LAMP BY DABMAR ONLY]

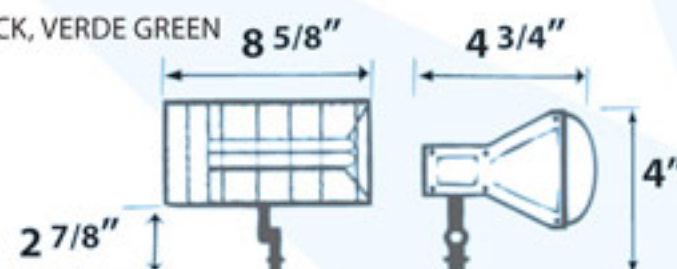
CLEAR, HEAT RESISTANT, TEMPERED GLASS

ADJUSTABLE KNUCKLE WITH 1/2" NPT

[PRE-WIRED WITH UL LISTED DIRECT BURIAL WIRE/CABLE]

ETL APPROVAL PENDING

AVAILABLE COLOR: BLACK, VERDE GREEN



## LV130

DIRECTIONAL SPOT LIGHT WITH HOOD

MATERIAL: POWDER COATED CAST ALUMINUM

LAMP: MR16 12V 20W [50W MAX.] LAMP INCLUDED

CLEAR, CONVEX, HEAT RESISTANT, TEMPERED GLASS

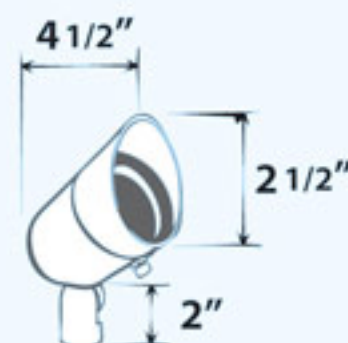
ADJUSTABLE KNUCKLE WITH 1/2" NPT

[PRE-WIRED WITH UL LISTED DIRECT BURIAL WIRE/CABLE]

ETL APPROVED

AVAILABLE COLOR:

BLACK, BRONZE, GREEN, VERDE GREEN



## LV190

DIRECTIONAL SPOT LIGHT WITH HOOD

MATERIAL: POWDER COATED CAST ALUMINUM

LAMP: MR16 12V 20W [50W MAX.] SPRING LOADED LAMP INCLUDED

CLEAR, HEAT RESISTANT, TEMPERED GLASS

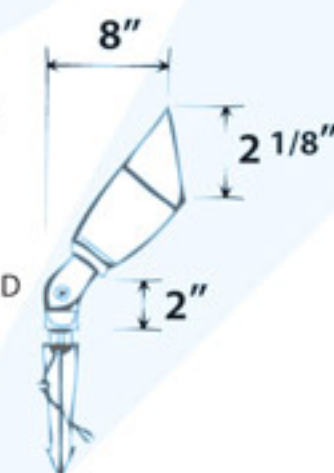
ADJUSTABLE KNUCKLE WITH 1/2" NPT

[PRE-WIRED WITH UL LISTED DIRECT BURIAL WIRE/CABLE]

ETL APPROVED

AVAILABLE COLOR:

BLACK, BRONZE, GREEN, VERDE GREEN, DARK SAND



REMOTE 12 VOLT TRANSFORMER NOT INCLUDED [SEE PG. 91]

■ HEAVY DUTY GROUND SPIKE INCLUDED





12v

## LV230

DIRECTIONAL SPOT LIGHT  
MATERIAL: POWDER COATED CAST ALUMINUM  
LAMP: MR16 12V 20W [50W MAX.] LAMP INCLUDED  
CLEAR, HEAT RESISTANT, TEMPERED GLASS  
ADJUSTABLE KNUCKLE WITH 1/2" NPT

[PRE-WIRED WITH UL LISTED DIRECT BURIAL WIRE/CABLE]

ETL APPROVED

AVAILABLE COLOR: BLACK, WHITE,  
BRONZE, GREEN, VERDE GREEN



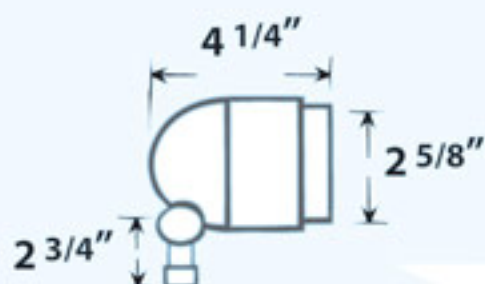
## LV201

DIRECTIONAL SPOT LIGHT  
MATERIAL: POWDER COATED CAST ALUMINUM  
LAMP: MR16 12V 20W [75W MAX.] LAMP INCLUDED  
CLEAR, HEAT RESISTANT, TEMPERED GLASS  
ADJUSTABLE KNUCKLE WITH 1/2" NPT

[PRE-WIRED WITH UL LISTED DIRECT BURIAL WIRE/CABLE]

ETL APPROVED

AVAILABLE COLOR: BLACK,  
BRONZE, VERDE GREEN



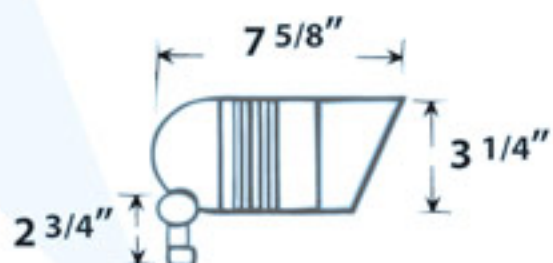
## LV202

DIRECTIONAL SPOT LIGHT WITH HOOD  
MATERIAL: POWDER COATED CAST ALUMINUM  
LAMP: MR16 12V 20W [75W MAX.] LAMP INCLUDED  
CLEAR, HEAT RESISTANT, TEMPERED GLASS  
ADJUSTABLE KNUCKLE WITH 1/2" NPT

[PRE-WIRED WITH UL LISTED DIRECT BURIAL WIRE/CABLE]

ETL APPROVED

AVAILABLE COLOR: BLACK, BRONZE,  
GREEN, VERDE GREEN



REMOTE 12 VOLT TRANSFORMER NOT INCLUDED [SEE PG. 91] ■ HEAVY DUTY GROUND SPIKE INCLUDED







**CAST  
ALUMINUM  
FIXTURES**

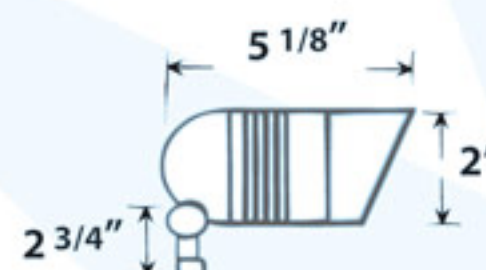


## LV222

DIRECTIONAL SPOT LIGHT WITH HOOD  
MATERIAL: POWDER COATED CAST ALUMINUM  
LAMP: MR16 12V 20W [50W MAX.] LAMP INCLUDED  
CLEAR, HEAT RESISTANT, TEMPERED GLASS  
ADJUSTABLE KNUCKLE WITH 1/2" NPT

[PRE-WIRED WITH UL LISTED DIRECT BURIAL WIRE/CABLE]  
ETL APPROVED

AVAILABLE COLOR: BLACK, WHITE,  
BRONZE, GREEN, VERDE GREEN



## LV100

DIRECTIONAL SPOT LIGHT  
MATERIAL: POWDER COATED CAST ALUMINUM  
LAMP: MR16 12V 20W [50W MAX.] LAMP INCLUDED  
CLEAR, HEAT RESISTANT, TEMPERED GLASS  
ADJUSTABLE KNUCKLE WITH 1/2" NPT

[PRE-WIRED WITH UL LISTED DIRECT BURIAL WIRE/CABLE]  
ETL APPROVED

AVAILABLE COLOR: BLACK, WHITE,  
BRONZE, GREEN, VERDE GREEN



## LV101

DIRECTIONAL SPOT LIGHT WITH HOOD  
MATERIAL: POWDER COATED CAST ALUMINUM  
LAMP: MR16 12V 20W [50W MAX.] LAMP INCLUDED  
CLEAR, HEAT RESISTANT, TEMPERED GLASS  
ADJUSTABLE KNUCKLE WITH 1/2" NPT

[PRE-WIRED WITH UL LISTED DIRECT BURIAL WIRE/CABLE]  
ETL APPROVED

AVAILABLE COLOR: BLACK, WHITE,  
BRONZE, GREEN, VERDE GREEN



REMOTE 12 VOLT TRANSFORMER NOT INCLUDED [SEE PG. 91] ■ HEAVY DUTY GROUND SPIKE INCLUDED





12v

## LV108

DIRECTIONAL SPOT LIGHT

MATERIAL: POWDER COATED CAST ALUMINUM

LAMP: MR16 12V 20W [50W MAX.] LAMP INCLUDED

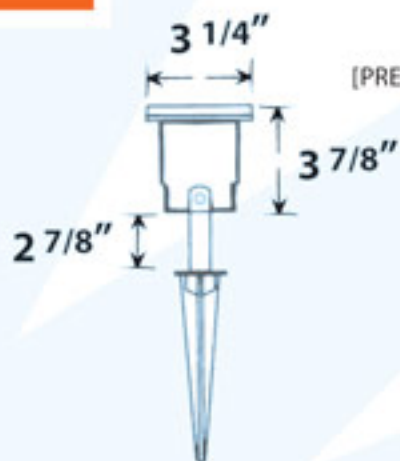
CLEAR, HEAT RESISTANT, TEMPERED GLASS

ADJUSTABLE U-SHAPED BRACKET

[PRE-WIRED WITH UL LISTED DIRECT BURIAL WIRE/CABLE]

ETL APPROVED

AVAILABLE COLOR: BLACK, WHITE,  
BRONZE, GREEN, VERDE GREEN



## LV109

DIRECTIONAL SPOT LIGHT WITH HOOD

MATERIAL: POWDER COATED CAST ALUMINUM

LAMP: MR16 12V 20W [50W MAX.] LAMP INCLUDED

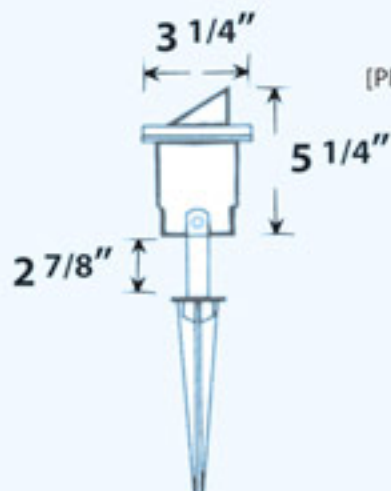
CLEAR, HEAT RESISTANT, TEMPERED GLASS

ADJUSTABLE U-SHAPED BRACKET

[PRE-WIRED WITH UL LISTED DIRECT BURIAL WIRE/CABLE]

ETL APPROVED

AVAILABLE COLOR: BLACK, WHITE,  
BRONZE, GREEN, VERDE GREEN



## LV200

DIRECTIONAL SPOT LIGHT

MATERIAL: POWDER COATED CAST ALUMINUM

LAMP: MR16 12V 20W [50W MAX.] LAMP INCLUDED

CLEAR, HEAT RESISTANT, TEMPERED GLASS

ADJUSTABLE KNUCKLE WITH 1/2" NPT

[PRE-WIRED WITH UL LISTED DIRECT BURIAL WIRE/CABLE]

ETL APPROVED

AVAILABLE COLOR: BLACK, WHITE,  
BRONZE, GREEN, VERDE GREEN



REMOTE 12 VOLT TRANSFORMER NOT INCLUDED [SEE PG. 91] ■ HEAVY DUTY GROUND SPIKE INCLUDED



12<sub>v</sub>

**CAST  
ALUMINUM  
FIXTURES**



## LV203

DIRECTIONAL SPOT LIGHT WITH HOOD  
MATERIAL: POWDER COATED CAST ALUMINUM  
LAMP: MR16 12V 20W [50W MAX.] LAMP INCLUDED  
CLEAR, HEAT RESISTANT, TEMPERED GLASS  
ADJUSTABLE KNUCKLE WITH 1/2" NPT

[PRE-WIRED WITH UL LISTED DIRECT BURIAL WIRE/CABLE]  
ETL APPROVED

AVAILABLE COLOR: BLACK,  
BRONZE, GREEN, VERDE GREEN

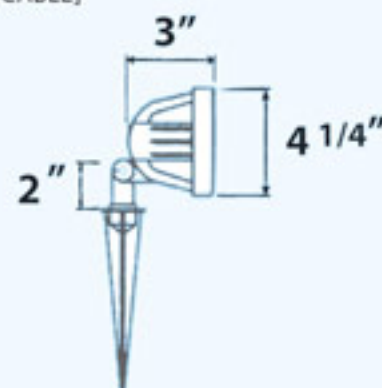


## LV105

AREA FLOOD LIGHT  
MATERIAL: POWDER COATED CAST ALUMINUM  
LAMP: JC 12V 20W [50W MAX.] LAMP INCLUDED  
CLEAR, HEAT RESISTANT, TEMPERED GLASS  
ADJUSTABLE KNUCKLE WITH 1/2" NPT

[PRE-WIRED WITH UL LISTED DIRECT BURIAL WIRE/CABLE]  
ETL APPROVED

AVAILABLE COLOR: BLACK, WHITE,  
BRONZE, GREEN, VERDE GREEN

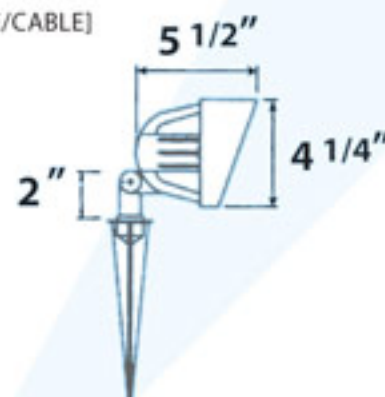


## LV105-HOOD

AREA FLOOD LIGHT WITH HOOD  
MATERIAL: POWDER COATED CAST ALUMINUM  
LAMP: JC 12V 20W [50W MAX.] LAMP INCLUDED  
CLEAR, HEAT RESISTANT, TEMPERED GLASS  
ADJUSTABLE KNUCKLE WITH 1/2" NPT

[PRE-WIRED WITH UL LISTED DIRECT BURIAL WIRE/CABLE]  
ETL APPROVED

AVAILABLE COLOR: BLACK, WHITE,  
BRONZE, GREEN, VERDE GREEN



REMOTE 12 VOLT TRANSFORMER NOT INCLUDED [SEE PG. 91] ■ HEAVY DUTY GROUND SPIKE INCLUDED





## LV119

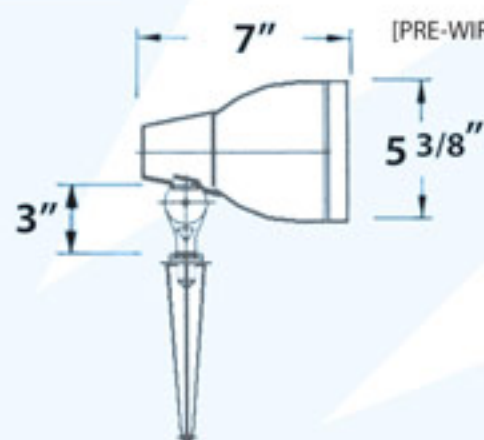
DIRECTIONAL FLOOD LIGHT

MATERIAL: POWDER COATED CAST ALUMINUM

LAMP: PAR36 12V 35W [50W MAX.] LAMP INCLUDED

CLEAR, HEAT RESISTANT, TEMPERED GLASS

ADJUSTABLE KNUCKLE WITH 1/2" NPT



[PRE-WIRED WITH UL LISTED DIRECT BURIAL WIRE/CABLE]

ETL APPROVED

AVAILABLE COLOR: BLACK,  
BRONZE, GREEN, VERDE GREEN



REMOTE 12 VOLT TRANSFORMER NOT INCLUDED [SEE PG. 91]

■ HEAVY DUTY GROUND SPIKE INCLUDED





120v



lights



120v

**FIBER-GLASS  
FIXTURE**

## FG22

DIRECTIONAL SPOT LIGHT

MATERIAL: FIBERGLASS

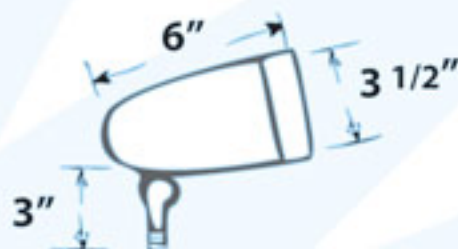
LAMP: PAR20 120V 50W MAX. LAMP NOT INCLUDED

CLEAR, HEAT RESISTANT, TEMPERED GLASS

ADJUSTABLE KNUCKLE WITH 1/2" NPT

ETL APPROVAL PENDING

AVAILABLE COLOR: BLACK, BRONZE



120v

**CAST  
ALUMINUM  
FIXTURES**

## DPR20

DIRECTIONAL SPOT LIGHT

MATERIAL: POWDER COATED CAST ALUMINUM

LAMP: PAR20 120V 50W MAX. LAMP NOT INCLUDED

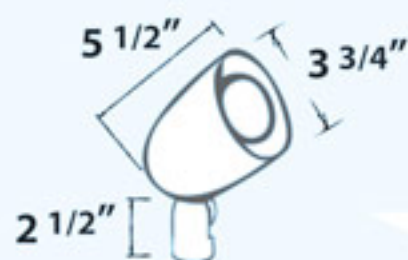
NO LENS, OPEN LAMP

ADJUSTABLE KNUCKLE WITH 1/2" NPT

ETL APPROVED

AVAILABLE COLOR:

BLACK, BRONZE, GREEN, VERDE GREEN



## DPR20-HOOD

DIRECTIONAL SPOT LIGHT WITH HOOD

MATERIAL: POWDER COATED CAST ALUMINUM

LAMP: PAR20 120V 50W MAX. LAMP NOT INCLUDED

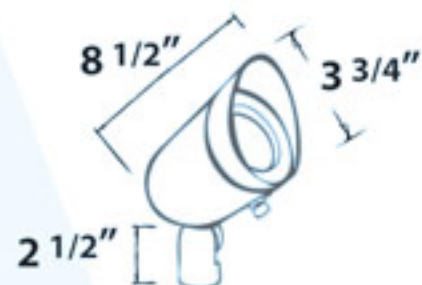
CLEAR, HEAT RESISTANT, TEMPERED GLASS

ADJUSTABLE KNUCKLE WITH 1/2" NPT

ETL APPROVED

AVAILABLE COLOR:

BLACK, BRONZE, GREEN, VERDE GREEN





120v

**CAST  
ALUMINUM  
FIXTURES**



## DPR21

DIRECTIONAL SPOT LIGHT

MATERIAL: POWDER COATED CAST ALUMINUM

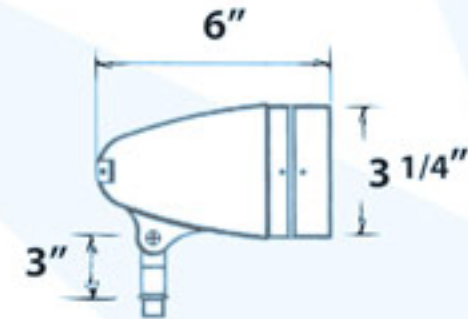
LAMP: PAR20 120V 50W MAX. LAMP NOT INCLUDED

CLEAR, HEAT RESISTANT, TEMPERED GLASS

ADJUSTABLE KNUCKLE WITH 1/2" NPT

ETL APPROVED

AVAILABLE COLOR: BLACK,  
BRONZE, GREEN, VERDE GREEN



## DPR38-GL

DIRECTIONAL SPOT LIGHT

MATERIAL: POWDER COATED CAST ALUMINUM

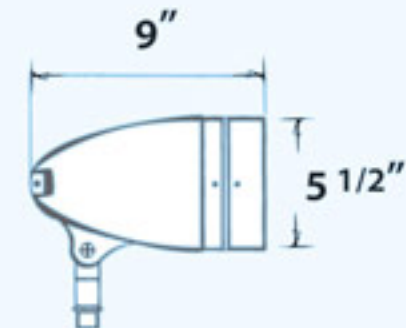
LAMP: PAR38 120V 90W MAX. LAMP NOT INCLUDED

CLEAR, HEAT RESISTANT, TEMPERED GLASS

ADJUSTABLE KNUCKLE WITH 1/2" NPT

ETL PENDING

AVAILABLE COLOR: BLACK,  
BRONZE, VERDE GREEN



## DPR38

DIRECTIONAL SPOT LIGHT

MATERIAL: POWDER COATED CAST ALUMINUM

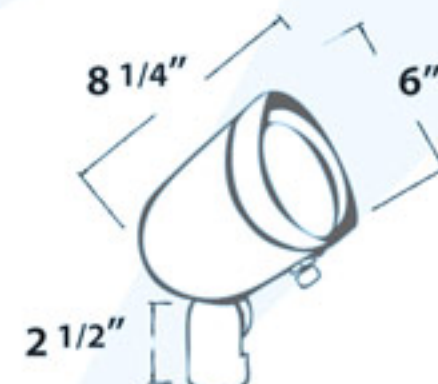
LAMP: PAR38 120V 90W MAX. LAMP NOT INCLUDED

NO LENS, OPEN LAMP

ADJUSTABLE KNUCKLE WITH 1/2" NPT

ETL APPROVED

AVAILABLE COLOR: BLACK,  
BRONZE, GREEN, VERDE GREEN



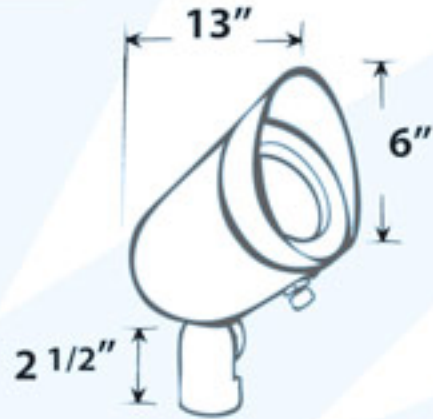


120v

**CAST  
ALUMINUM  
FIXTURES**

## DPR38-HOOD

DIRECTIONAL SPOT LIGHT WITH HOOD  
MATERIAL: POWDER COATED CAST ALUMINUM  
LAMP: PAR38 120V 90W MAX. LAMP NOT INCLUDED  
CLEAR, HEAT RESISTANT, TEMPERED GLASS  
ADJUSTABLE KNUCKLE WITH 1/2" NPT  
ETL APPROVED

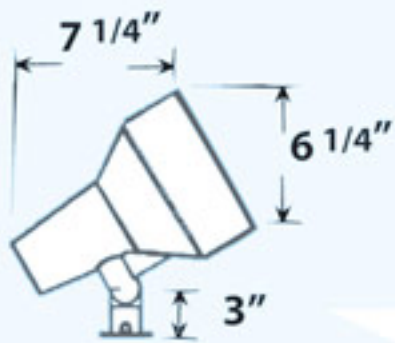


AVAILABLE COLOR: BLACK,  
BRONZE, GREEN, VERDE GREEN



## DPR40

DIRECTIONAL SPOT LIGHT  
MATERIAL: POWDER COATED CAST ALUMINUM  
LAMP: PAR38 120V 90W MAX. LAMP NOT INCLUDED  
CLEAR, HEAT RESISTANT, TEMPERED GLASS  
ADJUSTABLE KNUCKLE WITH 1/2" NPT  
ETL APPROVED

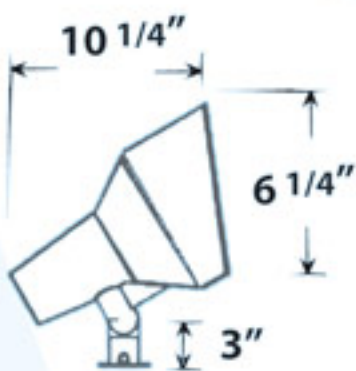


AVAILABLE COLOR: BLACK,  
BRONZE, GREEN, VERDE GREEN



## DPR40-HOOD

DIRECTIONAL SPOT LIGHT WITH HOOD  
MATERIAL: POWDER COATED CAST ALUMINUM  
LAMP: PAR38 120V 90W MAX. LAMP NOT INCLUDED  
CLEAR, HEAT RESISTANT, TEMPERED GLASS  
ADJUSTABLE KNUCKLE WITH 1/2" NPT  
ETL APPROVED



AVAILABLE COLOR: BLACK,  
BRONZE, GREEN, VERDE GREEN





120v

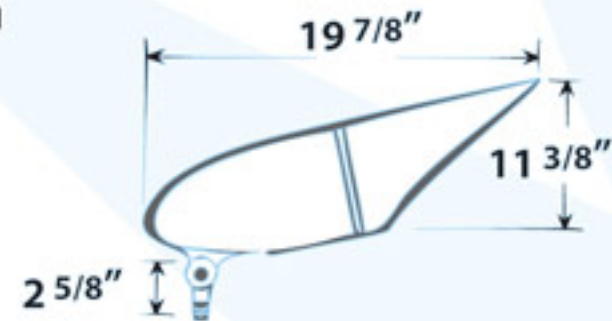
**CAST  
ALUMINUM  
FIXTURES**



## DPR41-HOOD

DIRECTIONAL SPOT LIGHT WITH HOOD  
MATERIAL: POWDER COATED CAST ALUMINUM  
LAMP: PAR38 120V 90W MAX. LAMP NOT INCLUDED  
CLEAR, HEAT RESISTANT, TEMPERED GLASS  
ADJUSTABLE KNUCKLE WITH 1/2" NPT  
ETL APPROVED

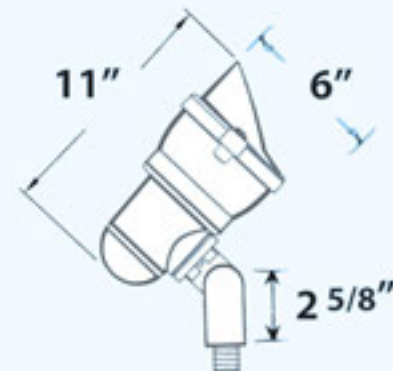
AVAILABLE COLOR: BLACK,  
BRONZE, GREEN, VERDE GREEN



## DPR42-HOOD

DIRECTIONAL SPOT LIGHT WITH HOOD  
MATERIAL: POWDER COATED CAST ALUMINUM  
LAMP: PAR38 120V 90W MAX. LAMP NOT INCLUDED  
CLEAR, HEAT RESISTANT, TEMPERED GLASS  
ADJUSTABLE KNUCKLE WITH 1/2" NPT  
ETL APPROVED

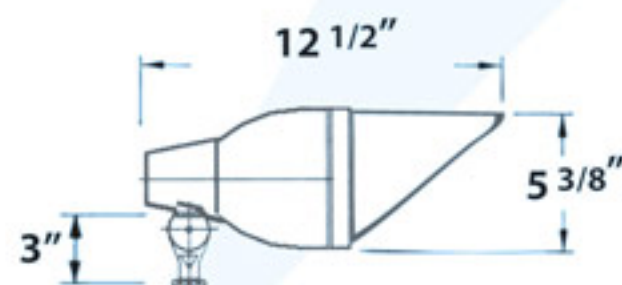
AVAILABLE COLOR: BLACK,  
BRONZE, GREEN, VERDE GREEN



## DPR30-HOOD

DIRECTIONAL SPOT LIGHT [HOOD OPTIONAL]  
MATERIAL: POWDER COATED CAST ALUMINUM  
LAMP: PAR30 120V 50W [75W MAX.] LAMP NOT INCLUDED  
CLEAR, HEAT RESISTANT, TEMPERED GLASS  
ADJUSTABLE KNUCKLE WITH 1/2" NPT  
ETL APPROVED

AVAILABLE COLOR: BLACK, BRONZE,  
GREEN, VERDE GREEN









120v

**CAST  
ALUMINUM  
FIBER-  
GLASS  
FIXTURES**

## FG-DPR38H

IN-GROUND FIBERGLASS BALLAST BOX  
WITH DIRECTIONAL CAST ALUMINUM HOODED SPOT LIGHT  
TWO 1/2" AND TWO 3/4" THREADED KNOCK-OUTS  
LAMP: PAR38 MH 70W OR 100W CLEAR LAMP INCLUDED  
ALSO AVAILABLE: PAR38 MH LAMP IN RED, BLUE, GREEN

AVAILABLE FIXTURE COLOR:  
BLACK, BRONZE, GREEN, VERDE GREEN



FG-DPR38H- 70 MH	70W	MH	120V	PAR38	LAMP
FG-DPR38H- 70 MH-MT	70W	MH	MT	PAR38	LAMP
FG-DPR38H- 100 MH	100W	MH	120V	PAR38	LAMP
FG-DPR38H- 100 MH-MT	100W	MH	MT	PAR38	LAMP

## FG-DPR41H

IN-GROUND FIBERGLASS BALLAST BOX  
WITH DIRECTIONAL CAST ALUMINUM HOODED SPOT LIGHT  
TWO 1/2" AND TWO 3/4" THREADED KNOCK-OUTS  
LAMP: PAR38 MH 70W OR 100W CLEAR LAMP INCLUDED  
ALSO AVAILABLE: PAR38 MH LAMP IN RED, BLUE, GREEN

AVAILABLE FIXTURE COLOR:  
BLACK, BRONZE, GREEN, VERDE GREEN



FG-DPR41H- 70 MH	70W	MH	120V	PAR38	LAMP
FG-DPR41H- 70 MH-MT	70W	MH	MT	PAR38	LAMP
FG-DPR41H- 100 MH	100W	MH	120V	PAR38	LAMP
FG-DPR41H- 100 MH-MT	100W	MH	MT	PAR38	LAMP

## FG-DPR42H

IN-GROUND FIBERGLASS BALLAST BOX  
WITH DIRECTIONAL CAST ALUMINUM HOODED SPOT LIGHT  
TWO 1/2" AND TWO 3/4" THREADED KNOCK-OUTS  
LAMP: PAR38 MH OR 100W CLEAR LAMP INCLUDED  
ALSO AVAILABLE: PAR38 MH LAMP IN RED, BLUE, GREEN

AVAILABLE FIXTURE COLOR:  
BLACK, BRONZE, GREEN, VERDE GREEN



FG-DPR42H- 70 MH	70W	MH	120V	PAR38	LAMP
FG-DPR42H- 70 MH-MT	70W	MH	MT	PAR38	LAMP
FG-DPR42H- 100 MH	100W	MH	120V	PAR38	LAMP
FG-DPR42H- 100 MH-MT	100W	MH	MT	PAR38	LAMP



**FIBER-GLASS BALLAST**

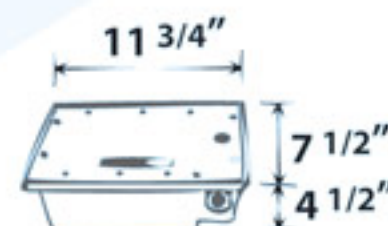
## FG-DPR40H

IN-GROUND FIBERGLASS BALLAST BOX  
WITH DIRECTIONAL CAST ALUMINUM HOODED SPOT LIGHT  
TWO 1/2" AND TWO 3/4" THREADED KNOCK-OUTS  
LAMP: PAR38 MH 70W OR 100W CLEAR LAMP INCLUDED

ALSO AVAILABLE:  
PAR38 MH LAMP IN RED, BLUE, GREEN

AVAILABLE FIXTURE COLOR: BLACK,  
BRONZE, GREEN, VERDE GREEN

FG-DPR40H- 70 MH	70W	MH	120V	PAR38	LAMP
FG-DPR40H- 70 MH-MT	70W	MH	MT	PAR38	LAMP
FG-DPR40H- 100 MH	100W	MH	120V	PAR38	LAMP
FG-DPR40H- 100 MH-MT	100W	MH	MT	PAR38	LAMP



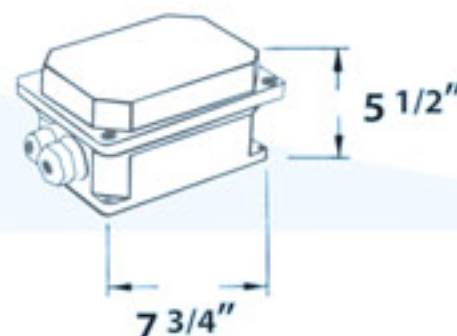
**CAST ALUMINUM BALLAST**

## LV-DB

BALLAST BOX  
MATERIAL: CAST ALUMINUM  
WATERPROOF

TWO 1/2" THREADED KNOCK-OUTS  
SOLD WITH 1 YEAR LIMITED WARRANTY

AVAILABLE FINISH: BLACK



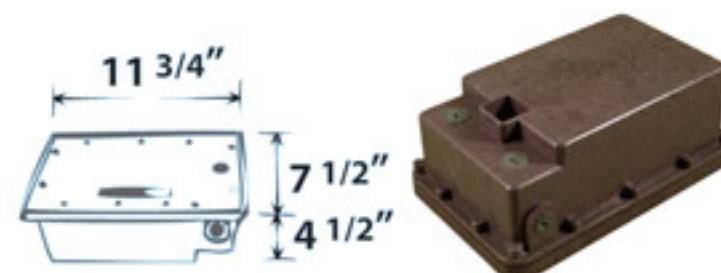
**FIBER-GLASS BALLAST**

## FG-GB-1


IN-GROUND BALLAST BOX  
MATERIAL: INJECTION-MOLDED FIBERGLASS  
GEARED TO WITHSTAND ANY ENVIRONMENTAL CONDITION  
SOLD WITH 10 YEAR LIMITED WARRANTY  
TWO 1/2" AND TWO 3/4" THREADED KNOCK-OUTS

COVER: INJECTION-MOLDED 1/2" THREADED KNOCK-OUT

AVAILABLE FINISH: BRONZE







120<sup>v</sup>

lights

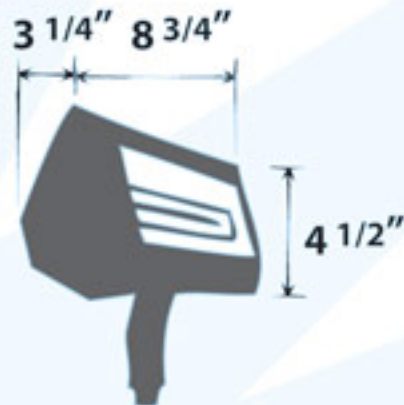




## DF5600

AREA FLOOD LIGHT  
 MATERIAL: POWDER COATED BRASS  
 LAMP: PL13 120V 13W LAMP INCLUDED  
 CLEAR ACRYLIC LENS  
 ADJUSTABLE KNUCKLE WITH 1/2" NPT  
 ETL APPROVED

AVAILABLE COLOR:  
 BLACK, WHITE, VERDE GREEN



## DF5650

AREA FLOOD LIGHT  
 MATERIAL: POWDER COATED BRASS  
 LAMP: 2xPL13 120V 26W LAMPS INCLUDED  
 CLEAR ACRYLIC LENS  
 ADJUSTABLE KNUCKLE WITH 1/2" NPT  
 ETL APPROVED

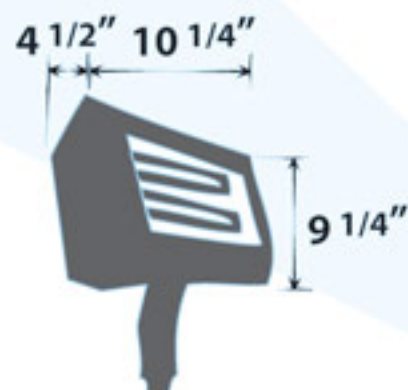
AVAILABLE COLOR:  
 BLACK, WHITE, VERDE GREEN



## DF5675 DF5685

AREA FLOOD LIGHT  
 MATERIAL: POWDER COATED BRASS  
 LAMP: 2xPL26 120V 52W OR  
 2xPL32 120V 64W LAMPS INCLUDED  
 CLEAR ACRYLIC LENS  
 ADJUSTABLE KNUCKLE WITH 1/2" NPT  
 ETL APPROVED

AVAILABLE COLOR:  
 BLACK, WHITE, VERDE GREEN



DF5675	2 x PL26	120V	DF5685	2 x PL32	120V
DF5675-277V	2 x PL26	277V	DF5685-277V	2 x PL32	277V





120<sup>v</sup>

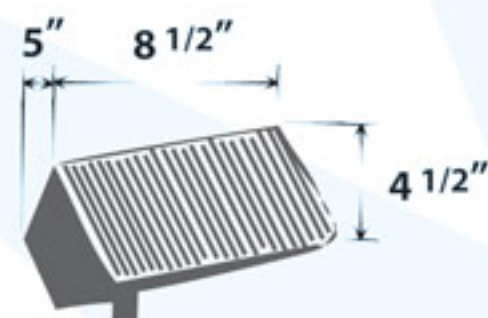
**POLY-CARBONATE FIXTURES**



## DF5800

AREA FLOOD LIGHT  
MATERIAL: POLYCARBONATE  
LAMP: PL13 120V 13W LAMP INCLUDED  
CLEAR POLYCARBONATE DIFFUSER  
ADJUSTABLE KNUCKLE WITH 1/2" NPT  
ETL APPROVED

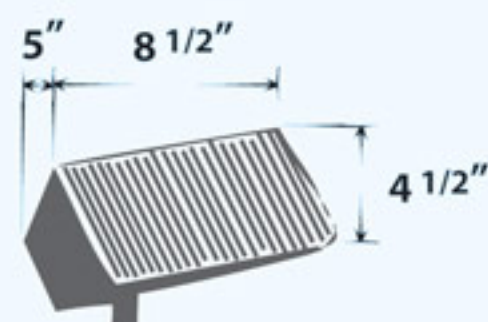
AVAILABLE COLOR:  
BLACK, GREEN, VERDE GREEN



## DF5850

AREA FLOOD LIGHT  
MATERIAL: POLYCARBONATE  
LAMP: TWO PL13 120V 26W LAMPS INCLUDED  
CLEAR POLYCARBONATE DIFFUSER  
ADJUSTABLE KNUCKLE WITH 1/2" NPT  
ETL APPROVED

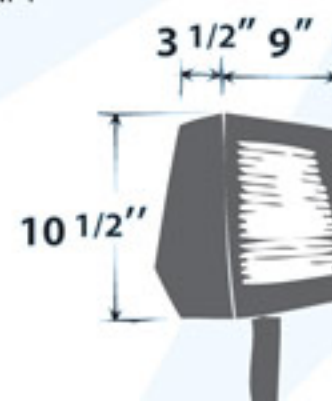
AVAILABLE COLOR:  
BLACK, GREEN, VERDE GREEN



## DF5875

AREA FLOOD LIGHT  
MATERIAL: POLYCARBONATE  
LAMP: THREE PL13 120V 39W LAMPS INCLUDED  
CLEAR POLYCARBONATE DIFFUSER  
ADJUSTABLE KNUCKLE WITH 1/2" NPT  
ETL APPROVED

AVAILABLE COLOR:  
BLACK, GREEN, VERDE GREEN







120v

## DF5900

AREA FLOOD LIGHT

MATERIAL: POWDER COATED CAST ALUMINUM

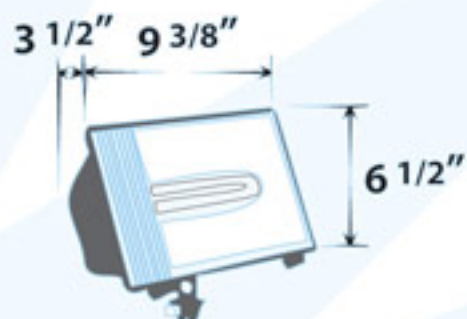
LAMP: PL13 120V 13W LAMP INCLUDED

CLEAR, HEAT RESISTANT, TEMPERED GLASS

ADJUSTABLE KNUCKLE WITH 1/2" NPT

ETL APPROVED

AVAILABLE COLOR: BRONZE



## DF5950

AREA FLOOD LIGHT

MATERIAL: POWDER COATED CAST ALUMINUM

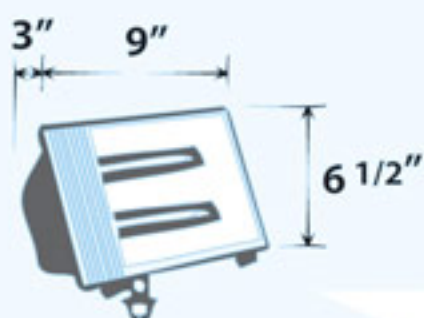
LAMP: 2xPL13 120V 26W LAMPS INCLUDED

CLEAR, HEAT RESISTANT, TEMPERED GLASS

ADJUSTABLE KNUCKLE WITH 1/2" NPT

ETL APPROVED

AVAILABLE COLOR: BRONZE



## DF5970

AREA FLOOD LIGHT

MATERIAL: POWDER COATED CAST ALUMINUM

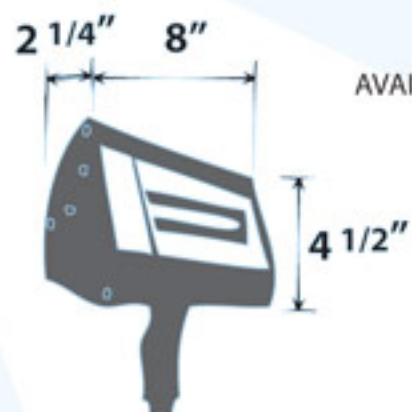
LAMP: PL13 120V 13W LAMP INCLUDED

CLEAR, HEAT RESISTANT, TEMPERED GLASS

ADJUSTABLE KNUCKLE WITH 1/2" NPT

ETL APPROVED

AVAILABLE COLOR: BLACK, BRONZE, SAND





120<sup>v</sup>

**CAST  
ALUMINUM  
FIXTURES**



## DF5980

AREA FLOOD LIGHT

MATERIAL: POWDER COATED CAST ALUMINUM

LAMP: 2xPL13 120V 26W LAMPS INCLUDED

CLEAR, HEAT RESISTANT, TEMPERED GLASS

ADJUSTABLE KNUCKLE WITH 1/2" NPT

ETL APPROVED

AVAILABLE COLOR: BLACK, BRONZE, SAND



## D105

AREA FLOOD LIGHT

MATERIAL: POWDER COATED CAST ALUMINUM

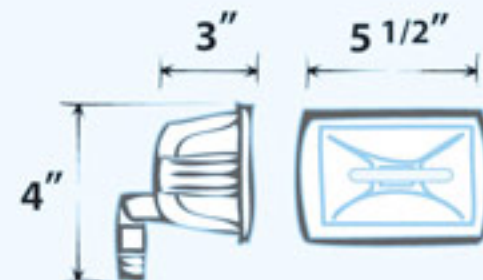
LAMP: DOUBLE-ENDED 78MM 120V 150W QUARTZ LAMP INCLUDED

CLEAR, HEAT RESISTANT, TEMPERED GLASS

ADJUSTABLE KNUCKLE WITH 1/2" NPT

ETL APPROVED

AVAILABLE COLOR: BLACK, BRONZE, WHITE



## QH300 QH500

AREA FLOOD LIGHT

MATERIAL: POWDER COATED CAST ALUMINUM

LAMP: DOUBLE-ENDED 118MM 120V 300W OR 500W

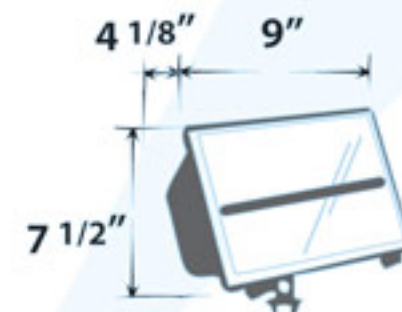
QUARTZ LAMP INCLUDED

CLEAR, HEAT RESISTANT, TEMPERED GLASS

ADJUSTABLE KNUCKLE WITH 1/2" NPT

ETL APPROVED

AVAILABLE COLOR: BRONZE





120<sup>v</sup>



lights



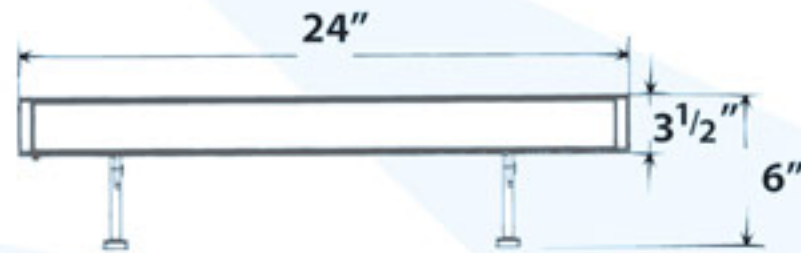
120<sup>v</sup>

**CAST  
ALUMINUM  
FIXTURES**

## DF9400



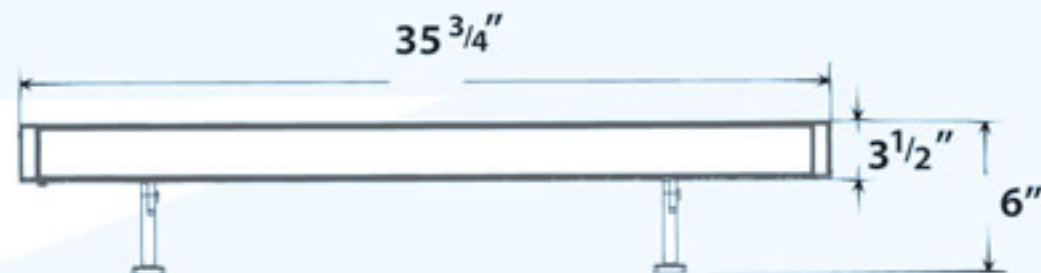
FLUORESCENT SIGN LIGHT  
MATERIAL: POWDER COATED CAST ALUMINUM  
LAMP: F14T5/64K 14W LAMP INCLUDED  
CLEAR, HEAT RESISTANT, TEMPERED GLASS  
TWO ADJUSTABLE KNUCKLES WITH 1/2" NPT  
ETL APPROVED  
AVAILABLE COLOR: BRONZE



## DF9401



FLUORESCENT SIGN LIGHT  
MATERIAL: POWDER COATED CAST ALUMINUM  
LAMP: F21T5/64K 21W LAMP INCLUDED  
CLEAR, HEAT RESISTANT, TEMPERED GLASS  
TWO ADJUSTABLE KNUCKLES WITH 1/2" NPT  
ETL APPROVED  
AVAILABLE COLOR: BRONZE



## DF9402



FLUORESCENT SIGN LIGHT  
MATERIAL: POWDER COATED CAST ALUMINUM  
LAMP: F28T5/64K 28W LAMP INCLUDED  
CLEAR, HEAT RESISTANT, TEMPERED GLASS  
TWO ADJUSTABLE KNUCKLES WITH 1/2" NPT  
ETL APPROVED  
AVAILABLE COLOR: BRONZE







120<sup>v</sup>

Rights



120v

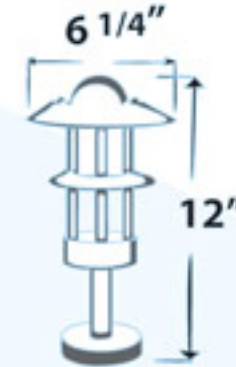
STAINLESS  
STEEL  
FIXTURES



## LV39

ACCENT DECK LIGHT  
MATERIAL: STAINLESS STEEL  
LAMP: JC 12V 20W MAX. LAMP INCLUDED  
CLEAR HEAT RESISTANT TEMPERED GLASS  
DECK MOUNT

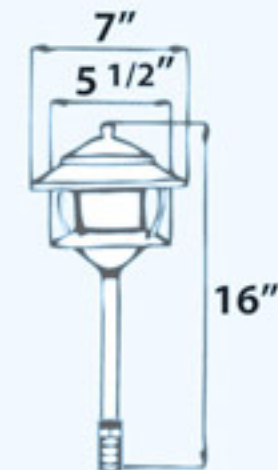
[PRE-WIRED WITH UL LISTED DIRECT BURIAL WIRE/CABLE]  
ETL APPROVED  
AVAILABLE FINISH: STAINLESS STEEL



## LV42

PATH, WALKWAY AND AREA LIGHT  
MATERIAL: STAINLESS STEEL  
LAMP: JC 12V 20W MAX. LAMP INCLUDED  
WHITE PLASTIC DIFFUSER  
1/2" NPT

[PRE-WIRED WITH UL LISTED DIRECT BURIAL WIRE/CABLE]  
ETL APPROVED  
AVAILABLE FINISH: STAINLESS STEEL



## LV43

PATH, WALKWAY AND AREA LIGHT  
MATERIAL: STAINLESS STEEL  
LAMP: JC 12V 20W MAX. LAMP INCLUDED  
PRISMATIC PLASTIC DIFFUSER  
1/2" NPT

[PRE-WIRED WITH UL LISTED DIRECT BURIAL WIRE/CABLE]  
ETL APPROVED  
AVAILABLE FINISH: STAINLESS STEEL





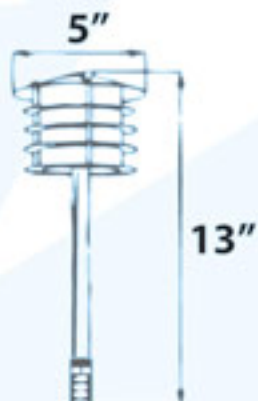
120v



STAINLESS  
STEEL  
FIXTURES

## LV44

PATH, WALKWAY AND AREA LIGHT  
MATERIAL: STAINLESS STEEL  
LAMP: JC 12V 20W MAX. LAMP INCLUDED  
WHITE PLASTIC DIFFUSER  
1/2" NPT

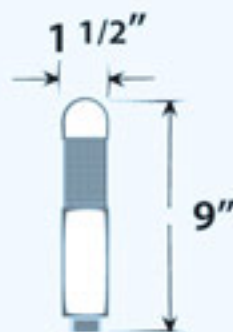


[ PRE-WIRED WITH UL LISTED DIRECT BURIAL WIRE/CABLE ]  
ETL APPROVED  
AVAILABLE FINISH: STAINLESS STEEL



## LV61-SS

ACCENT PATH, WALKWAY AND AREA LIGHT  
MATERIAL: STAINLESS STEEL  
LAMP: JC 12V 20W MAX. LAMP INCLUDED  
PRISMATIC PLASTIC DIFFUSER  
1/2" NPT

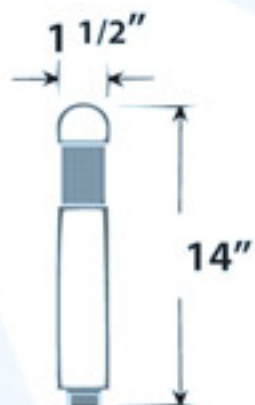


[ PRE-WIRED WITH UL LISTED DIRECT BURIAL WIRE/CABLE ]  
ETL APPROVED  
AVAILABLE FINISH: STAINLESS STEEL



## LV62-SS

ACCENT PATH, WALKWAY AND AREA LIGHT  
MATERIAL: STAINLESS STEEL  
LAMP: JC 12V 20W MAX. LAMP INCLUDED  
PRISMATIC PLASTIC DIFFUSER  
1/2" NPT



[ PRE-WIRED WITH UL LISTED DIRECT BURIAL WIRE/CABLE ]  
ETL APPROVED  
AVAILABLE FINISH: STAINLESS STEEL







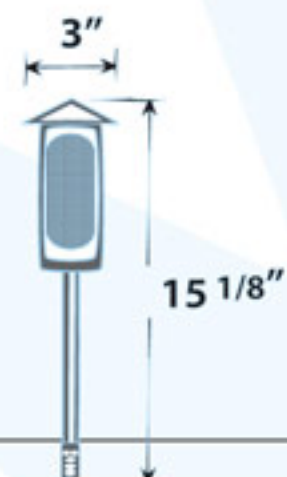
## LV63-SS

ACCENT PATH, WALKWAY AND AREA LIGHT  
 MATERIAL: STAINLESS STEEL  
 LAMP: JC 12V 20W MAX. LAMP INCLUDED  
 PRISMATIC PLASTIC DIFFUSER  
 1/2" NPT

[PRE-WIRED WITH UL LISTED DIRECT BURIAL WIRE/CABLE]

ETL APPROVED

AVAILABLE FINISH: STAINLESS STEEL



120<sub>v</sub>



**STAINLESS  
STEEL  
FIXTURE**



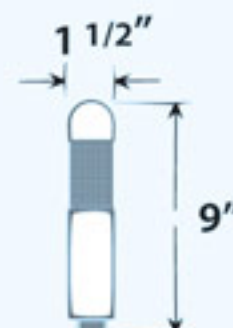
## LV61-BS

ACCENT PATH, WALKWAY AND AREA LIGHT  
 MATERIAL: BRASS  
 LAMP: JC 12V 20W MAX. LAMP INCLUDED  
 PRISMATIC PLASTIC DIFFUSER  
 1/2" NPT

[PRE-WIRED WITH UL LISTED DIRECT BURIAL WIRE/CABLE]

ETL APPROVED

AVAILABLE FINISH: BRASS



120<sub>v</sub>



**BRASS  
FIXTURES**



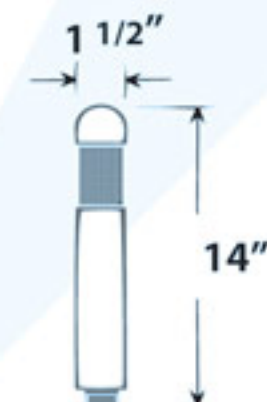
## LV62-BS

ACCENT PATH, WALKWAY AND AREA LIGHT  
 MATERIAL: BRASS  
 LAMP: JC 12V 20W MAX. LAMP INCLUDED  
 PRISMATIC PLASTIC DIFFUSER  
 1/2" NPT

[PRE-WIRED WITH UL LISTED DIRECT BURIAL WIRE/CABLE]

ETL APPROVED

AVAILABLE FINISH: BRASS



REMOTE 12 VOLT TRANSFORMER NOT INCLUDED [SEE PG. 91] ■ HEAVY DUTY GROUND SPIKE INCLUDED





## LV63-BS

ACCENT PATH, WALKWAY AND AREA LIGHT  
 MATERIAL: BRASS  
 LAMP: JC 12V 20W MAX. LAMP INCLUDED  
 PRISMATIC PLASTIC DIFFUSER  
 1/2" NPT

[PRE-WIRED WITH UL LISTED DIRECT BURIAL WIRE/CABLE]  
 ETL APPROVED  
 AVAILABLE FINISH: BRASS

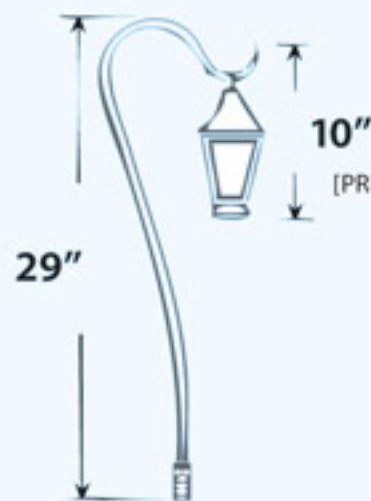


## LV81

PATH, WALKWAY AND AREA LIGHT  
 MATERIAL: BRASS  
 LAMP: JC 12V 20W MAX. LAMP INCLUDED  
 FROSTED, HEAT RESISTANT, TEMPERED GLASS  
 1/2" NPT

[PRE-WIRED WITH UL LISTED DIRECT BURIAL WIRE/CABLE]  
 ETL APPROVED

AVAILABLE FINISH:  
 ANTIQUE BRASS, ANTIQUE BRONZE



## LV82

PATH, WALKWAY AND AREA LIGHT  
 MATERIAL: BRASS  
 LAMP: JC 12V 20W MAX. LAMP INCLUDED  
 FROSTED, HEAT RESISTANT, TEMPERED GLASS  
 1/2" NPT

[PRE-WIRED WITH UL LISTED DIRECT BURIAL WIRE/CABLE]  
 ETL APPROVED

AVAILABLE FINISH:  
 ANTIQUE BRASS, ANTIQUE BRONZE



REMOTE 12 VOLT TRANSFORMER NOT INCLUDED [SEE PG. 91] ■ HEAVY DUTY GROUND SPIKE INCLUDED



12<sup>v</sup>

**BRASS  
FIXTURES**



## LV214-BS

PATH, WALKWAY AND AREA LIGHT

MATERIAL: BRASS

LAMP: JC 12V 20W MAX. LAMP INCLUDED

NO LENS, OPEN LAMP

1/2" NPT

[PRE-WIRED WITH UL LISTED DIRECT BURIAL WIRE/CABLE]

ETL APPROVED

AVAILABLE FINISH: ANTIQUE BRASS,  
ANTIQU BRONZE, COPPER, ACID GREEN



## LV215

PATH, WALKWAY AND AREA LIGHT

MATERIAL: BRASS

LAMP: JC 12V 20W MAX. LAMP INCLUDED

NO LENS, OPEN LAMP

1/2" NPT

[PRE-WIRED WITH UL LISTED DIRECT BURIAL WIRE/CABLE]

ETL APPROVED

AVAILABLE FINISH: ANTIQUE BRASS,  
ANTIQU BRONZE, ACID GREEN



## LV215-LEAF

PATH, WALKWAY AND AREA LIGHT

MATERIAL: BRASS

LAMP: JC 12V 20W MAX. LAMP INCLUDED

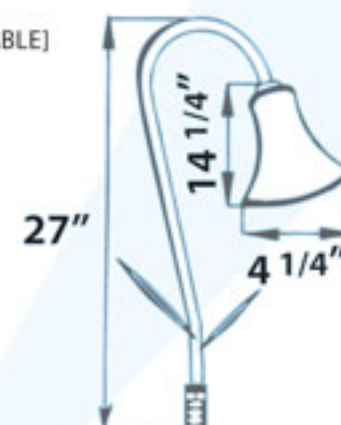
NO LENS, OPEN LAMP

1/2" NPT

[PRE-WIRED WITH UL LISTED DIRECT BURIAL WIRE/CABLE]

ETL APPROVED

AVAILABLE FINISH: ANTIQUE BRASS,  
ANTIQU BRONZE, ACID GREEN





12<sub>v</sub>

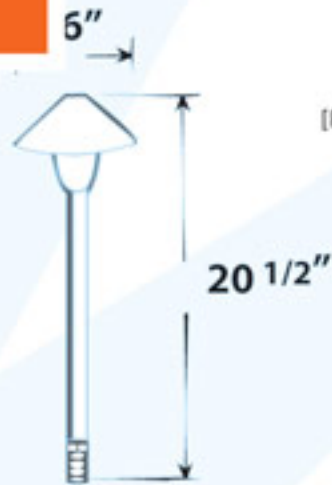
**BRASS  
FIXTURES**

## LV41

PATH, WALKWAY AND AREA LIGHT  
MATERIAL: BRASS  
LAMP: JC 12V 20W MAX. LAMP INCLUDED  
NO LENS, OPEN LAMP  
1/2" NPT

[PRE-WIRED WITH UL LISTED DIRECT BURIAL WIRE/CABLE]  
ETL APPROVED

AVAILABLE FINISH: ANTIQUE BRASS,  
ANTIQU BRONZE, ACID GREEN



## LV45

PATH, WALKWAY AND AREA LIGHT  
MATERIAL: BRASS  
LAMP: JC 12V 20W MAX. LAMP INCLUDED  
NO LENS, OPEN LAMP  
1/2" NPT

[PRE-WIRED WITH UL LISTED DIRECT BURIAL WIRE/CABLE]  
ETL APPROVED

AVAILABLE FINISH: ANTIQUE BRASS,  
ANTIQU BRONZE, COPPER, ACID GREEN



## LV46

PATH, WALKWAY AND AREA LIGHT  
MATERIAL: BRASS  
LAMP: JC 12V 20W MAX. LAMP INCLUDED  
NO LENS, OPEN LAMP  
1/2" NPT

[PRE-WIRED WITH UL LISTED DIRECT BURIAL WIRE/CABLE]  
ETL APPROVED

AVAILABLE FINISH:  
ANTIQU BRASS,  
ANTIQU BRONZE, ACID GREEN





12<sup>v</sup>

**BRASS  
FIXTURES**



## LV74

PATH, WALKWAY AND AREA LIGHT  
MATERIAL: BRASS  
LAMP: JC 12V 20W MAX. LAMP INCLUDED  
CLEAR HEAT RESISTANT TEMPERED GLASS  
1/2" NPT

[PRE-WIRED WITH UL LISTED DIRECT BURIAL WIRE/CABLE]  
ETL APPROVED

AVAILABLE FINISH:  
ANTIQUE BRASS, ANTIQUE BRONZE

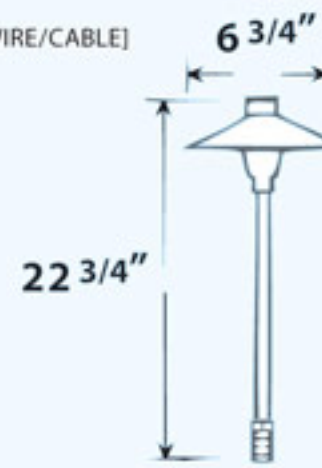


## LV75

PATH, WALKWAY AND AREA LIGHT  
MATERIAL: BRASS  
LAMP: JC 12V 20W MAX. LAMP INCLUDED  
CLEAR HEAT RESISTANT TEMPERED GLASS  
1/2" NPT

[PRE-WIRED WITH UL LISTED DIRECT BURIAL WIRE/CABLE]  
ETL APPROVED

AVAILABLE FINISH:  
ANTIQUE BRASS, ANTIQUE BRONZE



## LV112

PATH, WALKWAY AND AREA LIGHT  
MATERIAL: BRASS  
LAMP: JC 12V 20W MAX. LAMP INCLUDED  
NO LENS, OPEN LAMP  
1/2" NPT

[PRE-WIRED WITH UL LISTED DIRECT BURIAL WIRE/CABLE]  
ETL APPROVED

AVAILABLE FINISH: ANTIQUE BRASS,  
BLACK, GREEN, VERDE GREEN, ACID GREEN



REMOTE 12 VOLT TRANSFORMER NOT INCLUDED [SEE PG. 91] ■ HEAVY DUTY GROUND SPIKE INCLUDED





**BRASS  
FIXTURES**

**12<sub>v</sub>**

## LV114

PATH, WALKWAY AND AREA LIGHT

MATERIAL: BRASS


LAMP: JC 12V 20W MAX. LAMP INCLUDED  
FLOWER GLASS GLOBE COLORS: YELLOW/GREEN,  
BLUE/WHITE, GREEN/WHITE  
1/2" NPT



[PRE-WIRED WITH UL LISTED DIRECT BURIAL WIRE/CABLE]

ETL APPROVED

AVAILABLE FINISH: ANTIQUE BRASS,  
ANTIQU BRONZE, ACID GREEN

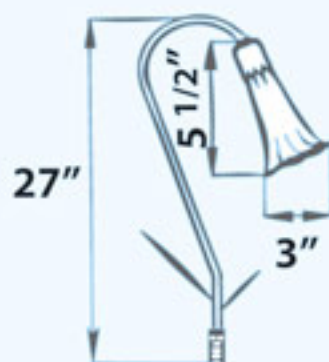


## LV114-LEAF

PATH, WALKWAY AND AREA LIGHT

MATERIAL: BRASS

LAMP: JC 12V 20W MAX. LAMP INCLUDED  
FLOWER GLASS GLOBE COLORS: YELLOW/GREEN,  
BLUE/WHITE, GREEN/WHITE  
1/2" NPT



[PRE-WIRED WITH UL LISTED DIRECT BURIAL WIRE/CABLE]

ETL APPROVED

AVAILABLE FINISH: ANTIQUE BRASS,  
ANTIQU BRONZE, ACID GREEN



## LV217

PATH, WALKWAY AND AREA LIGHT

MATERIAL: BRASS

LAMP: JC 12V 20W MAX. LAMP INCLUDED  
NO LENS, OPEN LAMP  
1/2" NPT



[PRE-WIRED WITH UL LISTED DIRECT BURIAL WIRE/CABLE]

ETL APPROVED

AVAILABLE FINISH: ANTIQUE BRASS,  
ANTIQU BRONZE, COPPER, ACID GREEN



REMOTE 12 VOLT TRANSFORMER NOT INCLUDED [SEE PG. 91]

■ HEAVY DUTY GROUND SPIKE INCLUDED



12<sup>v</sup>



## LV66

PATH, WALKWAY AND AREA LIGHT  
MATERIAL: BRASS/COPPER COMBINATION  
LAMP: JC 12V 20W MAX. LAMP INCLUDED  
CLEAR, HEAT RESISTANT, TEMPERED GLASS  
1/2" NPT

[PRE-WIRED WITH UL LISTED DIRECT BURIAL WIRE/CABLE]  
ETL APPROVED

AVAILABLE FINISH:  
ANTIQUE BRASS, ANTIQUE BRONZE



BRASS  
COPPER  
COMBINATION  
FIXTURES



## LV71

PATH, WALKWAY AND AREA LIGHT  
MATERIAL: BRASS/COPPER COMBINATION  
LAMP: JC 12V 20W MAX. LAMP INCLUDED  
CLEAR, HEAT RESISTANT, TEMPERED GLASS  
1/2" NPT

[PRE-WIRED WITH UL LISTED DIRECT BURIAL WIRE/CABLE]  
ETL APPROVED

AVAILABLE FINISH: ANTIQUE BRASS,  
ANTIQU BRONZE, COPPER

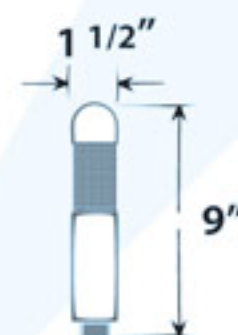


## LV61-CP

ACCENT PATH, WALKWAY AND AREA LIGHT  
MATERIAL: COPPER  
LAMP: JC 12V 20W MAX. LAMP INCLUDED  
PRISMATIC PLASTIC DIFFUSER  
1/2" NPT

[PRE-WIRED WITH UL LISTED DIRECT BURIAL WIRE/CABLE]  
ETL APPROVED

AVAILABLE FINISH: COPPER



COPPER  
FIXTURES

12<sup>v</sup>

REMOTE 12 VOLT TRANSFORMER NOT INCLUDED [SEE PG. 91] ■ HEAVY DUTY GROUND SPIKE INCLUDED



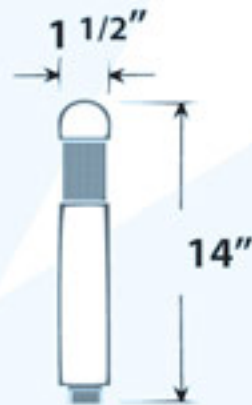
**COPPER  
FIXTURES**

**12<sub>v</sub>**

## LV62-CP

ACCENT PATH, WALKWAY AND AREA LIGHT  
MATERIAL: COPPER  
LAMP: JC 12V 20W MAX. LAMP INCLUDED  
PRISMATIC PLASTIC DIFFUSER  
1/2" NPT

[PRE-WIRED WITH UL LISTED DIRECT BURIAL WIRE/CABLE]  
ETL APPROVED  
AVAILABLE FINISH: COPPER



## LV63-CP

ACCENT PATH, WALKWAY AND AREA LIGHT  
MATERIAL: COPPER  
LAMP: JC 12V 20W MAX. LAMP INCLUDED  
PRISMATIC PLASTIC DIFFUSER  
1/2" NPT

[PRE-WIRED WITH UL LISTED DIRECT BURIAL WIRE/CABLE]  
ETL APPROVED  
AVAILABLE FINISH: COPPER



## LV81-CP

PATH, WALKWAY AND AREA LIGHT  
MATERIAL: COPPER  
LAMP: JC 12V 20W MAX. LAMP INCLUDED  
FROSTED, HEAT RESISTANT, TEMPERED GLASS  
1/2" NPT

[PRE-WIRED WITH UL LISTED DIRECT BURIAL WIRE/CABLE]  
ETL APPROVED  
AVAILABLE FINISH: COPPER







## LV82-CP

PATH, WALKWAY AND AREA LIGHT

MATERIAL: COPPER

LAMP: JC 12V 20W MAX. LAMP INCLUDED

FROSTED, HEAT RESISTANT, TEMPERED GLASS

1/2" NPT

[PRE-WIRED WITH UL LISTED DIRECT BURIAL WIRE/CABLE]

ETL APPROVED

AVAILABLE FINISH: COPPER



**COPPER  
FIXTURES**



## LV41-CP

PATH, WALKWAY AND AREA LIGHT

MATERIAL: COPPER

LAMP: JC 12V 20W MAX. LAMP INCLUDED

NO LENS, OPEN LAMP

1/2" NPT

[PRE-WIRED WITH UL LISTED DIRECT BURIAL WIRE/CABLE]

ETL APPROVED

AVAILABLE FINISH: COPPER



## LV205

ACCENT PATH, WALKWAY AND AREA LIGHT

MATERIAL: POWDER COATED CAST ALUMINUM

LAMP: JC 12V 20W MAX. LAMP INCLUDED

CLEAR RESIN LENS

1/2" NPT

[PRE-WIRED WITH UL LISTED DIRECT BURIAL WIRE/CABLE]

ETL APPROVED

AVAILABLE COLOR: BLACK, VERDE GREEN



**CAST  
ALUMINUM  
FIXTURE**

REMOTE 12 VOLT TRANSFORMER NOT INCLUDED [SEE PG. 91] ■ HEAVY DUTY GROUND SPIKE INCLUDED





## LV206

ACCENT PATH, WALKWAY AND AREA LIGHT  
 MATERIAL: POWDER COATED CAST ALUMINUM  
 LAMP: JC 12V 20W MAX. LAMP INCLUDED  
 CLEAR RESIN LENS  
 1/2" NPT

[PRE-WIRED WITH UL LISTED DIRECT BURIAL WIRE/CABLE]  
 ETL APPROVED

AVAILABLE COLOR: BLACK, VERDE GREEN

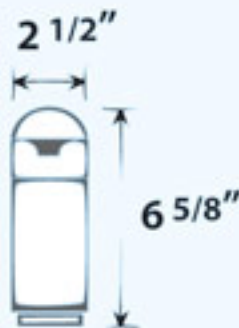


## LV208

ACCENT PATH, WALKWAY AND AREA LIGHT  
 MATERIAL: POWDER COATED CAST ALUMINUM  
 LAMP: JC 12V 20W MAX. LAMP INCLUDED  
 CLEAR RESIN LENS  
 1/2" NPT

[PRE-WIRED WITH UL LISTED DIRECT BURIAL WIRE/CABLE]  
 ETL APPROVED

AVAILABLE COLOR: BLACK, VERDE GREEN



## LV209

ACCENT PATH, WALKWAY AND AREA LIGHT  
 MATERIAL: POWDER COATED CAST ALUMINUM  
 LAMP: JC 12V 20W MAX. LAMP INCLUDED  
 CLEAR RESIN LENS  
 1/2" NPT

[PRE-WIRED WITH UL LISTED DIRECT BURIAL WIRE/CABLE]  
 ETL APPROVED

AVAILABLE COLOR: BLACK, VERDE GREEN



REMOTE 12 VOLT TRANSFORMER NOT INCLUDED [SEE PG. 91] ■ HEAVY DUTY GROUND SPIKE INCLUDED



12<sub>v</sub>

**CAST  
ALUMINUM  
FIXTURES**

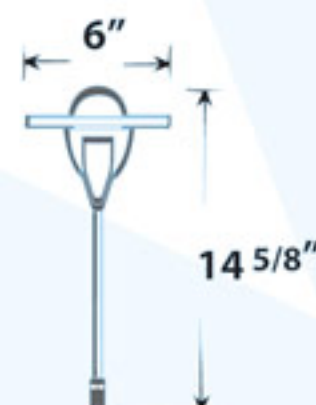


## LV204

ACCENT PATH, WALKWAY AND AREA LIGHT  
MATERIAL: POWDER COATED CAST ALUMINUM  
LAMP: JC 12V 20W MAX. LAMP INCLUDED  
CLEAR, HEAT RESISTANT, TEMPERED GLASS  
1/2" NPT

[PRE-WIRED WITH UL LISTED DIRECT BURIAL WIRE/CABLE]  
ETL APPROVED

AVAILABLE COLOR: BLACK, VERDE GREEN



## LV67

PATH, WALKWAY AND AREA LIGHT  
MATERIAL: POWDER COATED CAST ALUMINUM  
LAMP: JC 12V 20W MAX. LAMP INCLUDED  
WHITE REFLECTOR WITH CLEAR PLASTIC DIFFUSER  
1/2" NPT

[PRE-WIRED WITH UL LISTED DIRECT BURIAL WIRE/CABLE]  
ETL APPROVED

AVAILABLE COLOR: BLACK, BRONZE,  
VERDE GREEN, PATINA GREEN, DARK SAND



## LV68

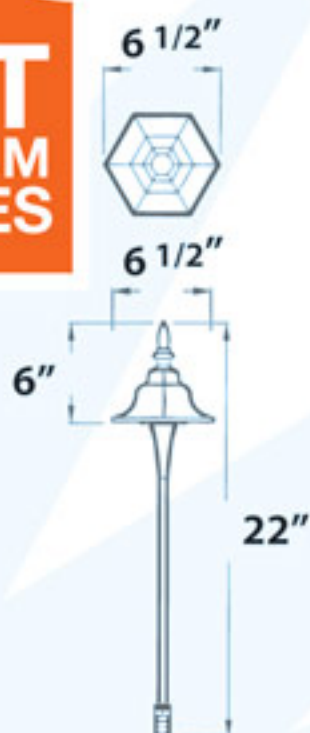
PATH, WALKWAY AND AREA LIGHT  
MATERIAL: POWDER COATED CAST ALUMINUM  
LAMP: JC 12V 20W MAX. LAMP INCLUDED  
WHITE REFLECTOR WITH CLEAR PLASTIC DIFFUSER  
1/2" NPT

[PRE-WIRED WITH UL LISTED DIRECT BURIAL WIRE/CABLE]  
ETL APPROVED

AVAILABLE COLOR: BLACK, BRONZE,  
VERDE GREEN, PATINA GREEN, DARK SAND







## LV69

PATH, WALKWAY AND AREA LIGHT  
MATERIAL: POWDER COATED CAST ALUMINUM  
LAMP: JC 12V 20W MAX. LAMP INCLUDED  
WHITE REFLECTOR WITH CLEAR PLASTIC DIFFUSER  
1/2" NPT

[PRE-WIRED WITH UL LISTED DIRECT BURIAL WIRE/CABLE]  
ETL APPROVED

AVAILABLE COLOR: BLACK, BRONZE,  
VERDE GREEN, PATINA GREEN, DARK SAND



## LV70

PATH, WALKWAY AND AREA LIGHT  
MATERIAL: POWDER COATED CAST ALUMINUM  
LAMP: JC 12V 20W MAX. LAMP INCLUDED  
WHITE REFLECTOR WITH CLEAR PLASTIC DIFFUSER  
1/2" NPT

[PRE-WIRED WITH UL LISTED DIRECT BURIAL WIRE/CABLE]  
ETL APPROVED

AVAILABLE COLOR: BLACK, BRONZE,  
VERDE GREEN, PATINA GREEN, DARK SAND

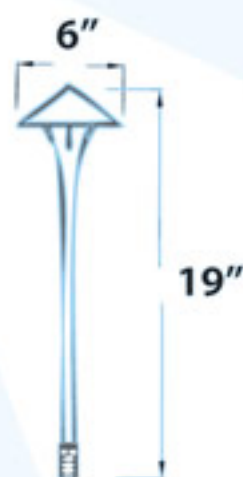


## LV72

PATH, WALKWAY AND AREA LIGHT  
MATERIAL: POWDER COATED CAST ALUMINUM  
LAMP: JC 12V 20W MAX. LAMP INCLUDED  
WHITE REFLECTOR WITH CLEAR PLASTIC DIFFUSER  
1/2" NPT

[PRE-WIRED WITH UL LISTED DIRECT BURIAL WIRE/CABLE]  
ETL APPROVED

AVAILABLE COLOR: BLACK, BRONZE,  
VERDE GREEN, PATINA GREEN, DARK SAND



REMOTE 12 VOLT TRANSFORMER NOT INCLUDED [SEE PG. 91] ■ HEAVY DUTY GROUND SPIKE INCLUDED



12<sub>v</sub>

**CAST  
ALUMINUM  
FIXTURES**



## LV110

PATH, WALKWAY AND AREA LIGHT  
MATERIAL: POWDER COATED CAST ALUMINUM  
LAMP: JC 12V 20W MAX. LAMP INCLUDED  
NO LENS OPEN LAMP  
1/2" NPT

[PRE-WIRED WITH UL LISTED DIRECT BURIAL WIRE/CABLE]  
ETL APPROVED

AVAILABLE COLOR: BLACK,  
GREEN, VERDE GREEN



## LV111

PATH, WALKWAY AND AREA LIGHT  
MATERIAL: POWDER COATED CAST ALUMINUM  
LAMP: JC 12V 20W MAX. LAMP INCLUDED  
NO LENS, OPEN LAMP  
1/2" NPT

[PRE-WIRED WITH UL LISTED DIRECT BURIAL WIRE/CABLE]  
ETL APPROVED

AVAILABLE COLOR: BLACK,  
GREEN, VERDE GREEN



## LV211

PATH, WALKWAY AND AREA LIGHT  
MATERIAL: POWDER COATED CAST ALUMINUM  
LAMP: JC 12V 20W MAX. LAMP INCLUDED  
CLEAR, HEAT RESISTANT, TEMPERED GLASS  
1/2" NPT

[PRE-WIRED WITH UL LISTED DIRECT BURIAL WIRE/CABLE]  
ETL APPROVED

AVAILABLE COLOR: BLACK, VERDE GREEN







12<sub>v</sub>

## LV212

PATH, WALKWAY AND AREA LIGHT  
MATERIAL: POWDER COATED CAST ALUMINUM  
LAMP: 1156/93 SC 12V 21W MAX. LAMP INCLUDED  
NO LENS, OPEN LAMP  
1/2" NPT

[PRE-WIRED WITH UL LISTED DIRECT BURIAL WIRE/CABLE]  
ETL APPROVED

AVAILABLE COLOR: BLACK, VERDE GREEN



## LV213

PATH, WALKWAY AND AREA LIGHT  
MATERIAL: POWDER COATED CAST ALUMINUM  
LAMP: JC 12V 20W MAX. LAMP INCLUDED  
CLEAR, HEAT RESISTANT, TEMPERED GLASS  
1/2" NPT

[PRE-WIRED WITH UL LISTED DIRECT BURIAL WIRE/CABLE]  
ETL APPROVED

AVAILABLE COLOR: BLACK, VERDE GREEN



## LV216

PATH, WALKWAY AND AREA LIGHT  
MATERIAL: POWDER COATED CAST ALUMINUM  
LAMP: JC 12V 20W MAX. LAMP INCLUDED  
NO LENS, OPEN LAMP  
1/2" NPT

[PRE-WIRED WITH UL LISTED DIRECT BURIAL WIRE/CABLE]  
ETL APPROVED

AVAILABLE COLOR: BLACK,  
BRONZE, GREEN, VERDE GREEN



REMOTE 12 VOLT TRANSFORMER NOT INCLUDED [SEE PG. 91] • HEAVY DUTY GROUND SPIKE INCLUDED



12<sub>v</sub>

**CAST  
ALUMINUM  
FIXTURES**

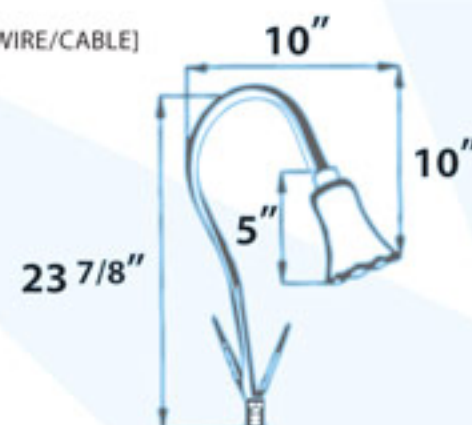


## LV216-LEAF

PATH, WALKWAY AND AREA LIGHT  
MATERIAL: POWDER COATED CAST ALUMINUM  
LAMP: JC 12V 20W MAX. LAMP INCLUDED  
NO LENS, OPEN LAMP  
1/2" NPT

[PRE-WIRED WITH UL LISTED DIRECT BURIAL WIRE/CABLE]  
ETL APPROVED

AVAILABLE COLOR: BLACK, BRONZE,  
GREEN, VERDE GREEN



## LV219

PATH, WALKWAY AND AREA LIGHT  
MATERIAL: POWDER COATED CAST ALUMINUM  
LAMP: JC 12V 20W MAX. LAMP INCLUDED  
NO LENS, OPEN LAMP  
1/2" NPT

[PRE-WIRED WITH UL LISTED DIRECT BURIAL WIRE/CABLE]  
ETL APPROVED

AVAILABLE COLOR: BLACK, GREEN, VERDE GREEN

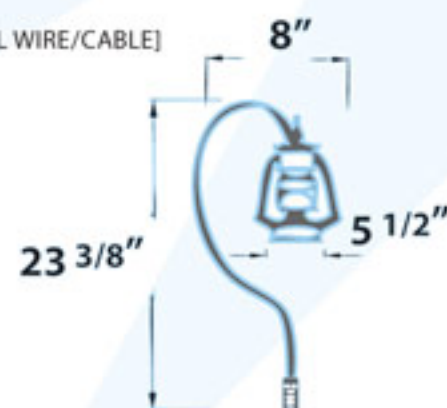


## LVC710

PATH, WALKWAY AND AREA LIGHT  
MATERIAL: POWDER COATED CAST ALUMINUM  
LAMP: 1156/93 SC 12V 21W MAX. LAMP INCLUDED  
FROSTED, HEAT RESISTANT, TEMPERED GLASS  
1/2" NPT

[PRE-WIRED WITH UL LISTED DIRECT BURIAL WIRE/CABLE]  
ETL APPROVED

AVAILABLE COLOR: GREEN, RUST







12<sub>v</sub>

## LVC720

PATH, WALKWAY AND AREA LIGHT  
MATERIAL: POWDER COATED CAST ALUMINUM  
LAMP: 1156/93 SC 12V 21W MAX. LAMP INCLUDED  
FROSTED, HEAT RESISTANT, TEMPERED GLASS  
1/2" NPT



[PRE-WIRED WITH UL LISTED DIRECT BURIAL WIRE/CABLE]  
ETL APPROVED

AVAILABLE COLOR: GREEN, RUST



## LV113

PATH, WALKWAY AND AREA LIGHT  
MATERIAL: POWDER COATED CAST ALUMINUM  
LAMP: MR16 12V 20W [50W MAX.] LAMP INCLUDED  
CLEAR, HEAT RESISTANT, TEMPERED GLASS  
1/2" NPT



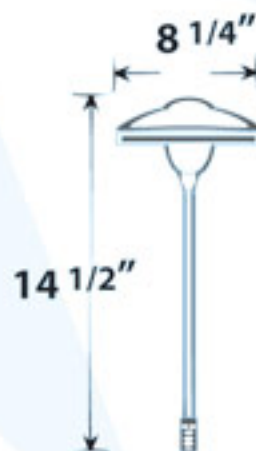
[PRE-WIRED WITH UL LISTED DIRECT BURIAL WIRE/CABLE]  
ETL APPROVED

AVAILABLE COLOR:  
BLACK, GREEN, VERDE GREEN



## LV214

PATH, WALKWAY AND AREA LIGHT  
MATERIAL: POWDER COATED CAST ALUMINUM  
LAMP: 1156/93 SC 12V 21W MAX. LAMP INCLUDED  
WHITE REFLECTOR WITH CLEAR PLASTIC DIFFUSER  
1/2" NPT




[PRE-WIRED WITH UL LISTED DIRECT BURIAL WIRE/CABLE]  
ETL APPROVED

AVAILABLE COLOR: BLACK,  
BRONZE, GREEN, VERDE GREEN



REMOTE 12 VOLT TRANSFORMER NOT INCLUDED [SEE PG. 91] ■ HEAVY DUTY GROUND SPIKE INCLUDED





12<sub>v</sub>

lights





## LV-TURTLE

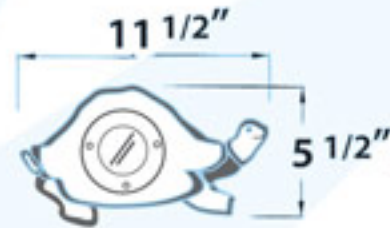
GARDEN ACCENT LIGHT

MATERIAL: CAST RESIN

LAMP: MR16 12V 20W MAX. LAMP INCLUDED  
CLEAR, HEAT RESISTANT, TEMPERED GLASS

[PRE-WIRED WITH UL LISTED DIRECT BURIAL WIRE/CABLE]

AVAILABLE FINISH:  
POWDERED GRANITE STONE



## LV-FROG

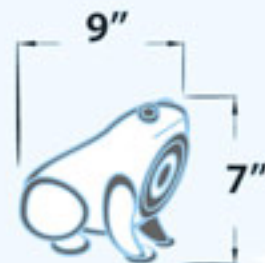
GARDEN ACCENT LIGHT

MATERIAL: CAST RESIN

LAMP: MR16 12V 20W MAX. LAMP INCLUDED  
CLEAR, HEAT RESISTANT, TEMPERED GLASS

[PRE-WIRED WITH UL LISTED DIRECT BURIAL WIRE/CABLE]

AVAILABLE FINISH:  
POWDERED GRANITE STONE



## LV-SNAIL

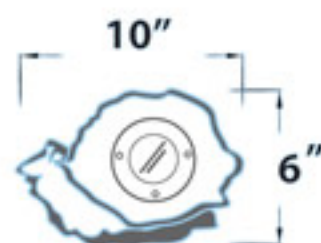
GARDEN ACCENT LIGHT

MATERIAL: CAST RESIN

LAMP: MR16 12V 20W MAX. LAMP INCLUDED  
CLEAR, HEAT RESISTANT, TEMPERED GLASS

[PRE-WIRED WITH UL LISTED DIRECT BURIAL WIRE/CABLE]

AVAILABLE FINISH:  
POWDERED GRANITE STONE



REMOTE 12 VOLT TRANSFORMER NOT INCLUDED [SEE PG. 91]



12<sup>v</sup>



## LV-ROCK

GARDEN ACCENT LIGHT

MATERIAL: CAST RESIN

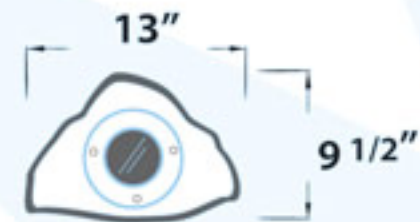
LAMP: MR16 12V 20W MAX. LAMP INCLUDED

CLEAR, HEAT RESISTANT, TEMPERED GLASS

[PRE-WIRED WITH UL LISTED DIRECT BURIAL WIRE/CABLE]

AVAILABLE FINISH: POWDERED GRANITE STONE

CAST  
RESIN



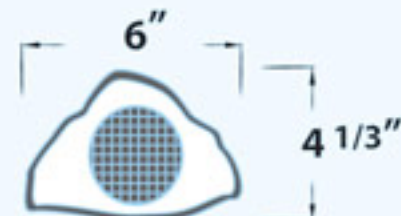
## LV-SPEAKER

GARDEN ACCENT SPEAKER


MATERIAL: CAST RESIN

[PRE-WIRED WITH UL LISTED SPEAKER WIRE]

AVAILABLE FINISH: POWDERED GRANITE STONE











## LV102-S

TWO-TIER PAGODA LIGHT  
PATH, WALKWAY AND AREA LIGHTING  
MATERIAL: POWDER COATED CAST ALUMINUM  
LAMP: JC 12V 20W [50W MAX.] LAMP INCLUDED  
FROSTED, HEAT RESISTANT, TEMPERED GLASS  
1/2" NPT

[PRE-WIRED WITH UL LISTED DIRECT BURIAL WIRE/CABLE]  
ETL APPROVED

AVAILABLE COLOR: BLACK,  
BRONZE, GREEN, VERDE GREEN

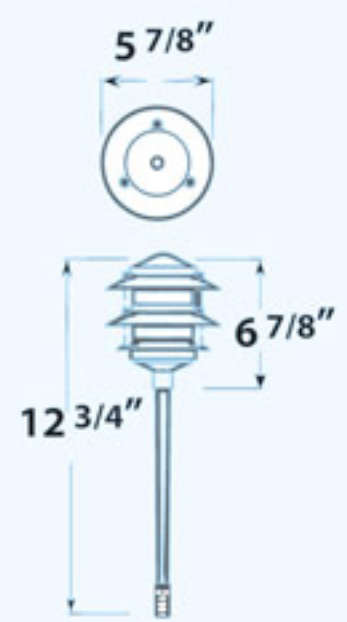


## LV102

THREE-TIER PAGODA LIGHT  
PATH, WALKWAY AND AREA LIGHTING  
MATERIAL: POWDER COATED CAST ALUMINUM  
LAMP: JC 12V 20W [50W MAX.] LAMP INCLUDED  
FROSTED, HEAT RESISTANT, TEMPERED GLASS  
1/2" NPT

[PRE-WIRED WITH UL LISTED DIRECT BURIAL WIRE/CABLE]  
ETL APPROVED

AVAILABLE COLOR: BLACK,  
BRONZE, GREEN, VERDE GREEN



## LV103      LV104

THREE-TIER PAGODA LIGHT  
PATH, WALKWAY AND AREA LIGHTING  
MATERIAL: POWDER COATED CAST ALUMINUM  
LAMP: JC 12V 20W [50W MAX.] LAMP INCLUDED  
FROSTED, HEAT RESISTANT, TEMPERED GLASS

**LV103** BASE: 1/2" NPT, **LV104** BASE: 3" ID

[GROUND SPIKE FOR LV104 NOT INCLUDED]  
[PRE-WIRED WITH UL LISTED DIRECT BURIAL WIRE/CABLE]  
ETL APPROVED

AVAILABLE COLOR: BLACK, GREEN, VERDE GREEN







## LV106

FLAIR TOP PAGODA LIGHT  
PATH, WALKWAY AND AREA LIGHTING  
MATERIAL: POWDER COATED CAST ALUMINUM  
LAMP: JC 12V 20W [50W MAX.] LAMP INCLUDED  
FROSTED, HEAT RESISTANT, TEMPERED GLASS  
1/2" NPT

[PRE-WIRED WITH UL LISTED DIRECT BURIAL WIRE/CABLE]  
ETL APPROVED

AVAILABLE COLOR: BLACK,  
GREEN, VERDE GREEN

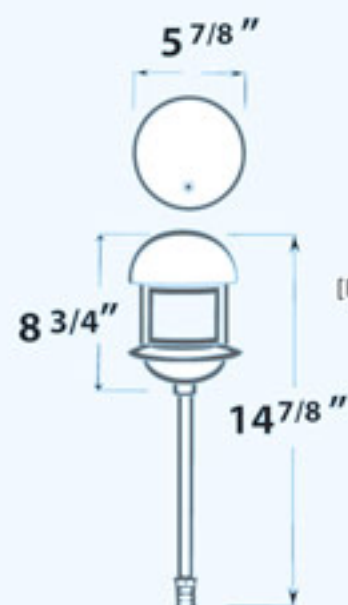


## LV107

ROUND TOP PAGODA LIGHT  
PATH, WALKWAY AND AREA LIGHTING  
MATERIAL: POWDER COATED CAST ALUMINUM  
LAMP: JC 12V 20W [50W MAX.] LAMP INCLUDED  
FROSTED, HEAT RESISTANT, TEMPERED GLASS  
1/2" NPT

[PRE-WIRED WITH UL LISTED DIRECT BURIAL WIRE/CABLE]  
ETL APPROVED

AVAILABLE COLOR: BLACK,  
GREEN, VERDE GREEN

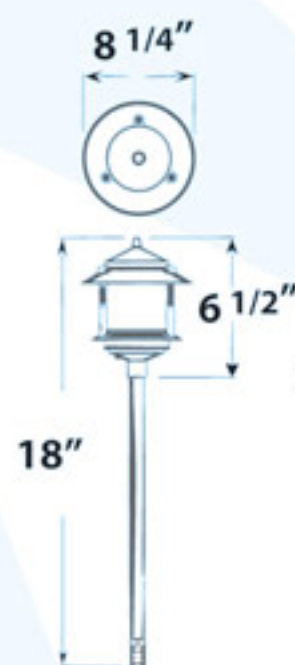


## LV128

PAGODA LIGHT  
PATH, WALKWAY AND AREA LIGHTING  
MATERIAL: POWDER COATED CAST ALUMINUM  
LAMP: JC 12V 20W [50W MAX.] LAMP INCLUDED  
FROSTED, HEAT RESISTANT, TEMPERED GLASS  
1/2" NPT

[PRE-WIRED WITH UL LISTED DIRECT BURIAL WIRE/CABLE]  
ETL APPROVED

AVAILABLE COLOR: BLACK,  
BRONZE, GREEN, VERDE GREEN







Lights 120<sup>v</sup>



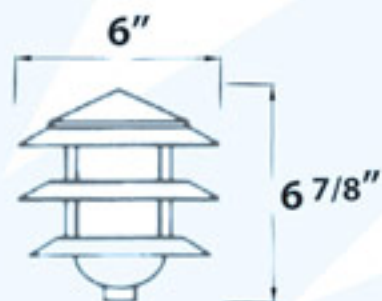


120V

## D5000

THREE-TIER PAGODA LIGHT  
 PATH, WALKWAY AND AREA LIGHTING  
 MATERIAL: POWDER COATED CAST ALUMINUM  
 LAMP: INCANDESCENT 120V 25W LAMP NOT INCLUDED  
 CLEAR, HEAT RESISTANT, TEMPERED GLASS  
 1/2" NPT  
 RISER NOT INCLUDED  
 ETL APPROVED

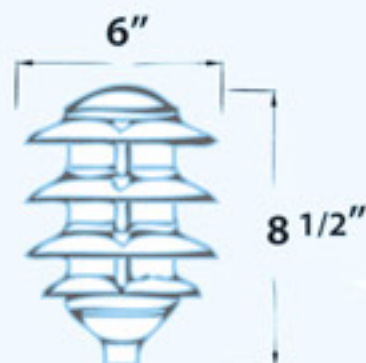
AVAILABLE COLOR: BLACK,  
 BRONZE, GREEN, VERDE GREEN



## D5100

FOUR-TIER PAGODA LIGHT  
 PATH, WALKWAY AND AREA LIGHTING  
 MATERIAL: POWDER COATED CAST ALUMINUM  
 LAMP: INCANDESCENT 120V 40W LAMP NOT INCLUDED  
 CLEAR, HEAT RESISTANT, TEMPERED GLASS  
 1/2" NPT  
 RISER NOT INCLUDED  
 ETL APPROVED

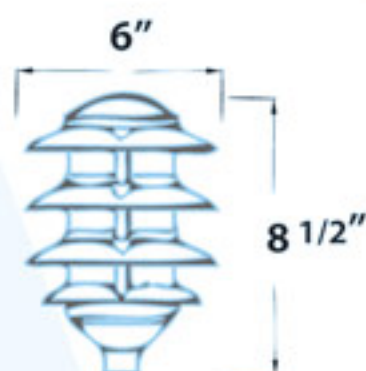
AVAILABLE COLOR: BLACK,  
 GREEN, VERDE GREEN



## D5200

FOUR-TIER PAGODA LIGHT  
 PATH, WALKWAY AND AREA LIGHTING  
 MATERIAL: POWDER COATED CAST ALUMINUM  
 LAMP: PL7 120V 7W LAMP INCLUDED  
 CLEAR, HEAT RESISTANT, TEMPERED GLASS  
 1/2" NPT  
 RISER NOT INCLUDED  
 ETL APPROVED

AVAILABLE COLOR: BLACK,  
 GREEN, VERDE GREEN





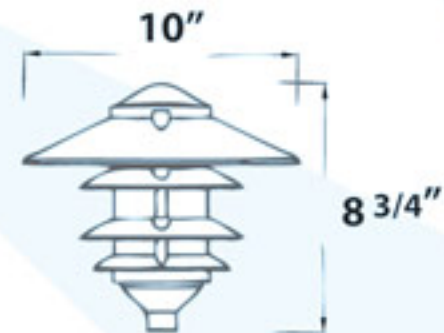
120<sup>v</sup>

**CAST  
ALUMINUM  
FIXTURES**



## D5300

FOUR-TIER PAGODA LIGHT  
PATH, WALKWAY AND AREA LIGHTING  
MATERIAL: POWDER COATED CAST ALUMINUM  
LAMP: INCANDESCENT 120V 25W LAMP NOT INCLUDED  
CLEAR, HEAT RESISTANT, TEMPERED GLASS  
1/2" NPT  
RISER NOT INCLUDED  
ETL APPROVED  
  
AVAILABLE COLOR:  
BLACK, GREEN, VERDE GREEN



## D5400

FOUR-TIER PAGODA LIGHT  
PATH, WALKWAY AND AREA LIGHTING  
MATERIAL: POWDER COATED CAST ALUMINUM  
LAMP: INCANDESCENT 120V 40W LAMP NOT INCLUDED  
3" ID BASE  
CLEAR, HEAT RESISTANT, TEMPERED GLASS  
ETL APPROVED  
  
AVAILABLE COLOR:  
BLACK, GREEN, VERDE GREEN



## D8000

FLAIR TOP PAGODA LIGHT  
PATH, WALKWAY AND AREA LIGHTING  
MATERIAL: POWDER COATED CAST ALUMINUM  
LAMP: INCANDESCENT 120V 40W LAMP NOT INCLUDED  
1/2" NPT  
FROSTED, HEAT RESISTANT, TEMPERED GLASS  
RISER NOT INCLUDED  
ETL APPROVED  
  
AVAILABLE COLOR:  
BLACK, GREEN, VERDE GREEN







120v

## D8050

FLAIR TOP PAGODA LIGHT  
 PATH, WALKWAY AND AREA LIGHTING  
 MATERIAL: POWDER COATED CAST ALUMINUM  
 LAMP: PL7 120V 7W LAMP INCLUDED  
 1/2" NPT  
 FROSTED, HEAT RESISTANT, TEMPERED GLASS  
 RISER NOT INCLUDED  
 ETL APPROVED  
 AVAILABLE COLOR:  
 BLACK, GREEN, VERDE GREEN



## D8100

ROUND TOP PAGODA LIGHT  
 PATH, WALKWAY AND AREA LIGHTING  
 MATERIAL: POWDER COATED CAST ALUMINUM  
 LAMP: INCANDESCENT 120V 40W LAMP NOT INCLUDED  
 1/2" NPT  
 FROSTED, HEAT RESISTANT, TEMPERED GLASS  
 RISER NOT INCLUDED  
 ETL APPROVED  
 AVAILABLE COLOR:  
 BLACK, GREEN, VERDE GREEN



## D8150

ROUND TOP PAGODA LIGHT  
 PATH, WALKWAY AND AREA LIGHTING  
 MATERIAL: POWDER COATED CAST ALUMINUM  
 LAMP: PL7 120V 7W LAMP INCLUDED  
 1/2" NPT  
 FROSTED, HEAT RESISTANT, TEMPERED GLASS  
 RISER NOT INCLUDED  
 ETL APPROVED  
 AVAILABLE COLOR:  
 BLACK, GREEN, VERDE GREEN







12v  
lights





**STAINLESS  
STEEL  
FIXTURES**

**12<sub>v</sub>**

## LV310

IN-GROUND WELL LIGHT

MATERIAL: STAINLESS STEEL WITH PVC SLEEVE

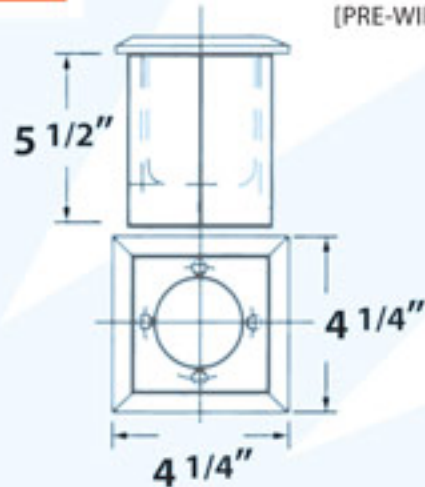
LAMP: MR16 12V 20W [35W MAX.] LAMP INCLUDED

CLEAR, HEAT RESISTANT, TEMPERED GLASS

[PRE-WIRED WITH UL LISTED DIRECT BURIAL WIRE/CABLE]

ETL APPROVED

AVAILABLE FINISH: STAINLESS STEEL



## LV311

IN-GROUND WELL LIGHT

MATERIAL: STAINLESS STEEL WITH PVC SLEEVE

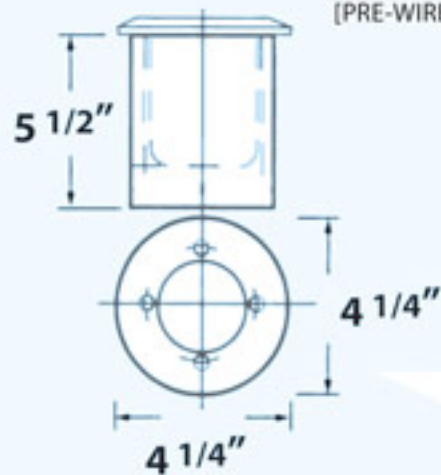
LAMP: MR16 12V 20W [35W MAX.] LAMP INCLUDED

CLEAR, HEAT RESISTANT, TEMPERED GLASS

[PRE-WIRED WITH UL LISTED DIRECT BURIAL WIRE/CABLE]

ETL APPROVED

AVAILABLE FINISH: STAINLESS STEEL



## LV312

IN-GROUND WELL LIGHT

MATERIAL: STAINLESS STEEL WITH PVC SLEEVE

LAMP: MR16 12V 20W [75W MAX.] LAMP INCLUDED

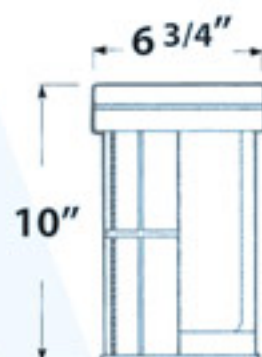
ADJUSTABLE MR16 BRACKET

CLEAR, HEAT RESISTANT, TEMPERED GLASS

[PRE-WIRED WITH UL LISTED DIRECT BURIAL WIRE/CABLE]

ETL APPROVED

AVAILABLE FINISH: STAINLESS STEEL



REMOTE 12 VOLT TRANSFORMER NOT INCLUDED [SEE PG. 91]





## LV314

IN-GROUND WELL LIGHT

MATERIAL: POWDER COATED CAST ALUMINUM BODY  
WITH PVC SLEEVE AND STAINLESS STEEL TOP

LAMP: MR16 12V 20W [35W MAX.] LAMP INCLUDED

ADJUSTABLE MR16 BRACKET

CLEAR, HEAT RESISTANT, TEMPERED GLASS

[PRE-WIRED WITH UL LISTED DIRECT BURIAL WIRE/CABLE]

ETL APPROVED

AVAILABLE FINISH: STAINLESS STEEL



**CAST  
ALUMINUM  
BODY  
STAINLESS  
STEEL  
TOP  
FIXTURE**

**12<sub>v</sub>**



## LV24

IN-GROUND WELL LIGHT WITH GRILL

MATERIAL: BRASS

LAMP: MR16 12V 20W [50W MAX.] LAMP INCLUDED

CLEAR, HEAT RESISTANT, TEMPERED GLASS

[PRE-WIRED WITH UL LISTED DIRECT BURIAL WIRE/CABLE]

ETL APPROVED

AVAILABLE FINISH: BRASS, ANTIQUE BRONZE



**BRASS  
FIXTURES**

**12<sub>v</sub>**



## LV25

IN-GROUND WELL LIGHT

MATERIAL: BRASS

LAMP: MR16 12V 20W [50W MAX.] LAMP INCLUDED

CLEAR, HEAT RESISTANT, TEMPERED GLASS

[PRE-WIRED WITH UL LISTED DIRECT BURIAL WIRE/CABLE]

ETL APPROVED

AVAILABLE FINISH: BRASS, ANTIQUE BRONZE



REMOTE 12 VOLT TRANSFORMER NOT INCLUDED [SEE PG. 91]

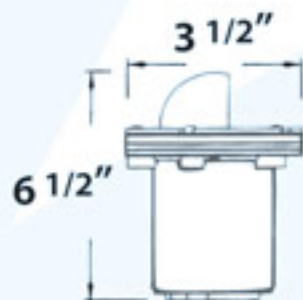


12

**BRASS  
FIXTURE**

## LV625-BS

IN-GROUND WELL LIGHT WITH EYELID  
 MATERIAL: BRASS WITH PVC SLEEVE  
 LAMP: MR16 12V 20W [35W MAX.] LAMP INCLUDED  
 CLEAR, HEAT RESISTANT, TEMPERED GLASS  
 [PRE-WIRED WITH UL LISTED DIRECT BURIAL WIRE/CABLE]  
 ETL APPROVED  
 AVAILABLE FINISH: BRASS



12<sub>v</sub>

**FIBER-  
GLASS  
FIXTURES**

## FG317

IN-GROUND WELL LIGHT WITH GRILL  
 MATERIAL: FIBERGLASS  
 LAMP: MR16 12V 20W MAX. LAMP INCLUDED  
 CLEAR, HEAT RESISTANT TEMPERED GLASS  
 [PRE-WIRED WITH UL LISTED DIRECT BURIAL WIRE/CABLE]  
 ETL APPROVED  
 AVAILABLE COLOR: BRONZE



## FG318

IN-GROUND WELL LIGHT  
 MATERIAL: FIBERGLASS  
 LAMP: MR16 12V 20W MAX. LAMP INCLUDED  
 CLEAR, HEAT RESISTANT, TEMPERED GLASS  
 [PRE-WIRED WITH UL LISTED DIRECT BURIAL WIRE/CABLE]  
 ETL APPROVED  
 AVAILABLE COLOR: BRONZE



REMOTE 12 VOLT TRANSFORMER NOT INCLUDED [SEE PG. 91]





## FG319

IN-GROUND WELL LIGHT

MATERIAL: FIBERGLASS BODY WITH STAINLESS STEEL TOP

LAMP: MR16 12V 20W MAX. LAMP INCLUDED

CLEAR, HEAT RESISTANT, TEMPERED GLASS

[PRE-WIRED WITH UL LISTED DIRECT BURIAL WIRE/CABLE]

ETL APPROVED

AVAILABLE FINISH: STAINLESS STEEL



**FIBER  
GLASS  
BODY  
STAINLESS  
STEEL  
TOP  
FIXTURE**

**12<sub>v</sub>**



## LV625-CP

IN-GROUND WELL LIGHT WITH EYELID

MATERIAL: COPPER WITH PVC SLEEVE

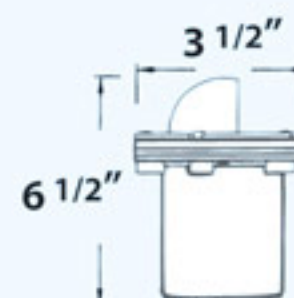
LAMP: MR16 12V 20W [35W MAX.] LAMP INCLUDED

CLEAR, HEAT RESISTANT, TEMPERED GLASS

[PRE-WIRED WITH UL LISTED DIRECT BURIAL WIRE/CABLE]

ETL APPROVED

AVAILABLE FINISH: COPPER



**COPPER  
FIXTURE**

**12<sub>v</sub>**



## LV625

IN-GROUND WELL LIGHT WITH EYELID

MATERIAL: CAST ALUMINUM WITH PVC SLEEVE

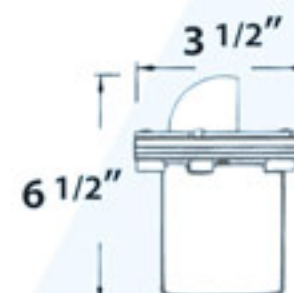
LAMP: MR16 12V 20W [35W MAX.] LAMP INCLUDED

CLEAR, HEAT RESISTANT, TEMPERED GLASS

[PRE-WIRED WITH UL LISTED DIRECT BURIAL WIRE/CABLE]

ETL APPROVED

AVAILABLE COLOR: BLACK, BRONZE



**CAST  
ALUMINUM  
FIXTURE**

**12<sub>v</sub>**

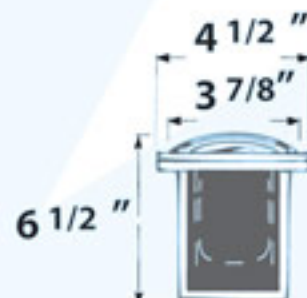




## LV300-SLV

IN-GROUND WELL LIGHT WITH GRILL  
 MATERIAL: POWDER COATED CAST ALUMINUM  
 WITH PVC SLEEVE  
 LAMP: MR16 12V 20W [50W MAX.] LAMP INCLUDED  
 CLEAR, HEAT RESISTANT, TEMPERED GLASS  
 [PRE-WIRED WITH UL LISTED DIRECT BURIAL WIRE/CABLE]  
 ETL APPROVED

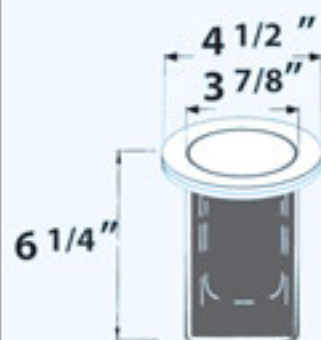
AVAILABLE COLOR: BLACK,  
 BRONZE, GREEN, VERDE GREEN



## LV301-SLV

IN-GROUND WELL LIGHT  
 MATERIAL: POWDER COATED CAST ALUMINUM  
 WITH PVC SLEEVE  
 LAMP: MR16 12V 20W [50W MAX.] LAMP INCLUDED  
 CLEAR, HEAT RESISTANT, TEMPERED GLASS  
 [PRE-WIRED WITH UL LISTED DIRECT BURIAL WIRE/CABLE]  
 ETL APPROVED

AVAILABLE COLOR: BLACK,  
 BRONZE, GREEN, VERDE GREEN



## LV295

IN-GROUND WELL LIGHT WITH GRILL  
 MATERIAL: POWDER COATED CAST ALUMINUM  
 WITH LARGE PVC GROUND SPIKE  
 LAMP: MR16 12V 20W [50W MAX.] LAMP INCLUDED  
 CLEAR, HEAT RESISTANT, TEMPERED GLASS  
 [PRE-WIRED WITH UL LISTED DIRECT BURIAL WIRE/CABLE]  
 ETL APPROVED

AVAILABLE COLOR: BLACK



REMOTE 12 VOLT TRANSFORMER NOT INCLUDED [SEE PG. 91]





**CAST  
ALUMINUM  
FIXTURES**



## LV14

PATH, WALKWAY AND DRIVEWAY LIGHT

MATERIAL: POWDER COATED CAST ALUMINUM

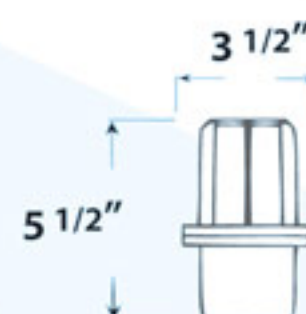
LAMP: MR16 12V 20W [50W MAX.] LAMP INCLUDED

PRISMATIC, HEAT RESISTANT, TEMPERED GLASS DIFFUSER

[PRE-WIRED WITH UL LISTED DIRECT BURIAL WIRE/CABLE]

ETL APPROVED

AVAILABLE COLOR: BLACK



## LV305-SLV

IN-GROUND WELL LIGHT WITH GRILL

MATERIAL: POWDER COATED CAST ALUMINUM  
WITH PVC SLEEVE

LAMP: PAR36 12V 35W [50W MAX.] LAMP INCLUDED

CLEAR, HEAT RESISTANT, TEMPERED GLASS

[PRE-WIRED WITH UL LISTED DIRECT BURIAL WIRE/CABLE]

ETL APPROVED

AVAILABLE COLOR: BLACK, BRONZE,  
GREEN, VERDE GREEN, ELECTROPLATED STAINLESS STEEL



## LV305-MR

IN-GROUND WELL LIGHT WITH GRILL

MATERIAL: POWDER COATED CAST ALUMINUM  
WITH PVC SLEEVE

LAMP: MR16 12V 20W [50W MAX.] LAMP INCLUDED

ADJUSTABLE MR16 BRACKET

CLEAR, HEAT RESISTANT, TEMPERED GLASS

[PRE-WIRED WITH UL LISTED DIRECT BURIAL WIRE/CABLE]

ETL APPROVED

AVAILABLE COLOR: BLACK, BRONZE,  
GREEN, VERDE GREEN, ELECTROPLATED STAINLESS STEEL



REMOTE 12 VOLT TRANSFORMER NOT INCLUDED [SEE PG. 91]





## LV306-MR

IN-GROUND WELL LIGHT

MATERIAL: POWDER COATED CAST ALUMINUM WITH PVC SLEEVE

LAMP: MR16 12V 20W [50W MAX.] LAMP INCLUDED

ADJUSTABLE MR16 BRACKET

CLEAR, HEAT RESISTANT, TEMPERED GLASS

[PRE-WIRED WITH UL LISTED DIRECT BURIAL WIRE/CABLE]

ETL APPROVED

AVAILABLE COLOR: BLACK, BRONZE, GREEN,  
VERDE GREEN, ELECTROPLATED STAINLESS STEEL



## LV306-SLV

IN-GROUND WELL LIGHT

MATERIAL: POWDER COATED CAST ALUMINUM WITH PVC SLEEVE

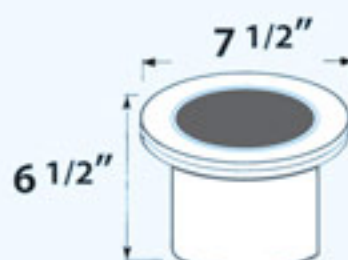
LAMP: PAR36 12V 35W [50W MAX.] LAMP INCLUDED

CLEAR, HEAT RESISTANT, TEMPERED GLASS

[PRE-WIRED WITH UL LISTED DIRECT BURIAL WIRE/CABLE]

ETL APPROVED

AVAILABLE COLOR: BLACK, BRONZE, GREEN,  
VERDE GREEN, ELECTROPLATED STAINLESS STEEL



## LV307

DRIVE OVER IN-GROUND WELL LIGHT

MATERIAL: POWDER COATED CAST ALUMINUM

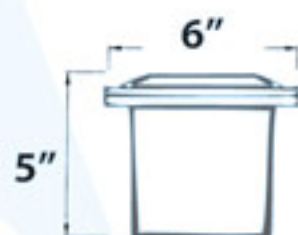
LAMP: PAR36 12V 35W [50W MAX.] LAMP INCLUDED

CLEAR, HEAT RESISTANT, TEMPERED GLASS

[PRE-WIRED WITH UL LISTED DIRECT BURIAL WIRE/CABLE]

ETL APPROVED

AVAILABLE COLOR: GREY, BLACK, BRONZE, VERDE GREEN





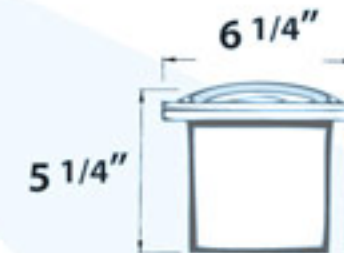
12<sub>v</sub>

**FIBER-GLASS  
FIXTURES**



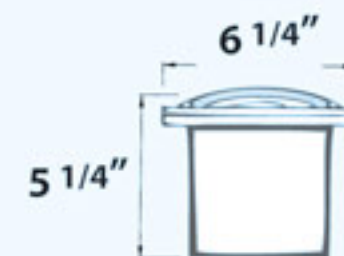
## FG315

IN-GROUND WELL LIGHT WITH GRILL  
MATERIAL: FIBERGLASS  
LAMP: PAR36 12V 35W [50W MAX.] LAMP INCLUDED  
CLEAR, HEAT RESISTANT, TEMPERED GLASS  
[PRE-WIRED WITH UL LISTED DIRECT BURIAL WIRE/CABLE]  
ETL APPROVED  
AVAILABLE COLOR: BRONZE



## FG315-MR

IN-GROUND WELL LIGHT WITH GRILL  
MATERIAL: FIBERGLASS  
LAMP: MR16 12V 20W [50W MAX.] LAMP INCLUDED  
ADJUSTABLE MR16 BRACKET  
CLEAR, HEAT RESISTANT, TEMPERED GLASS  
[PRE-WIRED WITH UL LISTED DIRECT BURIAL WIRE/CABLE]  
ETL APPROVED  
AVAILABLE COLOR: BRONZE



## FG316

IN-GROUND WELL LIGHT  
MATERIAL: FIBERGLASS  
LAMP: PAR36 12V 35W [50W MAX.] LAMP INCLUDED  
CLEAR, HEAT RESISTANT, TEMPERED GLASS  
[PRE-WIRED WITH UL LISTED DIRECT BURIAL WIRE/CABLE]  
ETL APPROVED  
AVAILABLE COLOR: BRONZE





**FIBER-GLASS  
FIXTURE**

**12<sub>v</sub>**

## FG316-MR

IN-GROUND WELL LIGHT

MATERIAL: FIBER GLASS

LAMP: MR16 12V 20W [50W MAX.] LAMP INCLUDED

ADJUSTABLE MR16 BRACKET

CLEAR, HEAT RESISTANT, TEMPERED GLASS

[PRE-WIRED WITH UL LISTED DIRECT BURIAL WIRE/CABLE]

ETL APPROVED

AVAILABLE COLOR: BRONZE



**PVC  
FIXTURE**

**12<sub>v</sub>**

## LV299

IN-GROUND WELL LIGHT

MATERIAL: PVC

LAMP: PAR36 12V 35W [50W MAX.]

LAMP INCLUDED

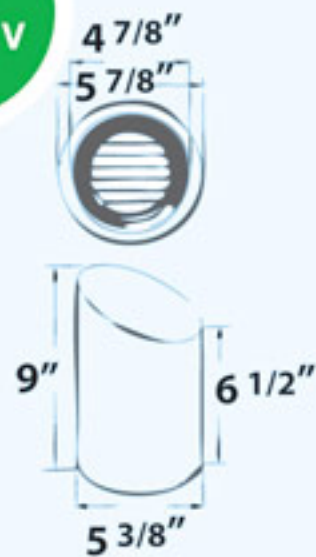
NO LENS OPEN LAMP

[PRE-WIRED WITH

UL LISTED DIRECT BURIAL WIRE/CABLE]

ETL APPROVED

AVAILABLE  
COLOR: BLACK



**OPTIONAL GLASS COVER**  
P-CVR-LV299-ABS  
P-CVR-LV299-ABZ  
P-CVR-LV299-B



**OPTIONAL GRILL COVER**  
P-CVR-LV299/PVC/B







120<sup>v</sup>



lights



**120<sup>v</sup>**

**STAINLESS  
STEEL  
FIXTURES**

## DW1200

IN-GROUND WELL LIGHT

MATERIAL: STAINLESS STEEL WITH PVC SLEEVE

LAMP: TO SPECIFY LAMP OPTIONS  
PLEASE CHOOSE FROM DESCRIPTION BELOW

CLEAR, HEAT RESISTANT, TEMPERED GLASS

ETL APPROVED

AVAILABLE FINISH: STAINLESS STEEL



DW1200	150W	120V	PAR20, 30, 38	LAMP	DW1270	70W	120V	HPS	LAMP
DW1213	13W	120V	PL13	LAMP	DW1300	100W	120V	HPS	LAMP
DW1225	25W	120V	SCREW-IN	LAMP	DW1351	50W	120V	MH	LAMP
DW1235	35W	120V	HPS	LAMP	DW1352	70W	120V	MH/DE	LAMP
DW1250	50W	120V	HPS	LAMP	DW1352-MED	70W	120V	MH	LAMP

## DW1200-GRILL

IN-GROUND WELL LIGHT WITH GRILL

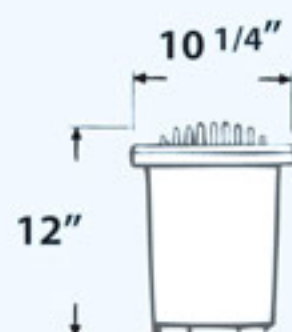
MATERIAL: STAINLESS STEEL WITH PVC SLEEVE

LAMP: TO SPECIFY LAMP OPTIONS  
PLEASE CHOOSE FROM DESCRIPTION BELOW

CLEAR, HEAT RESISTANT, TEMPERED GLASS

ETL APPROVED

AVAILABLE FINISH: STAINLESS STEEL



DW1200-GRL	150W	120V	PAR20, 30, 38	LAMP	DW1270-GRL	70W	120V	HPS	LAMP
DW1213-GRL	13W	120V	PL13	LAMP	DW1300-GRL	100W	120V	HPS	LAMP
DW1225-GRL	25W	120V	SCREW-IN	LAMP	DW1351-GRL	50W	120V	MH	LAMP
DW1235-GRL	35W	120V	HPS	LAMP	DW1352-GRL	70W	120V	MH/DE	LAMP
DW1250-GRL	50W	120V	HPS	LAMP	DW1352-MED-GRL	70W	120V	MH	LAMP

## DW1540

IN-GROUND WELL LIGHT

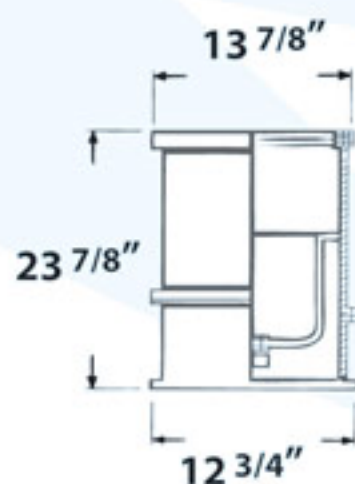
MATERIAL: STAINLESS STEEL WITH PVC SLEEVE

LAMP: TO SPECIFY LAMP OPTIONS  
PLEASE CHOOSE FROM DESCRIPTION BELOW

CLEAR, HEAT RESISTANT, TEMPERED GLASS

ETL APPROVED

AVAILABLE FINISH: STAINLESS STEEL



TO SPECIFY MULTI-TAP PLEASE ADD -MT TO MODEL NUMBER

DW1539	150W HPS	120V	LU150/MED.	LAMP
DW1540	250W HPS	120V	LU250/MOG.	LAMP
DW1541	400W HPS	120V	LU400/MOG.	LAMP
DW1542	250W MH	120V	MH250/MOG.	LAMP
DW1543	400W MH	120V	MH400/MOG.	LAMP



120<sup>v</sup>



## FG4200-GRILL

IN-GROUND WELL LIGHT WITH GRILL

MATERIAL: FIBERGLASS

LAMP: TO SPECIFY LAMP OPTIONS  
PLEASE CHOOSE FROM DESCRIPTION BELOW

ADJUSTABLE REFLECTOR

CLEAR, HEAT RESISTANT, TEMPERED GLASS

ETL APPROVED



**FIBER-GLASS  
FIXTURES**

AVAILABLE COLOR: BRONZE

TO SPECIFY MULTI-TAP PLEASE ADD -MT TO MODEL NUMBER

FG4200-GRL	150W	120V	PAR38	LAMP
FG4210-GRL	35W HPS	120V	LU35/MED.	LAMP
FG4220-GRL	50W HPS	120V	LU50/MED.	LAMP
FG4230-GRL	70W HPS	120V	LU70/MED.	LAMP
FG4280-GRL	50W MH	120V	MH50/MED.	LAMP
FG4290-GRL	70W MH	120V	MH70/DE	LAMP



## FG4200

IN-GROUND WELL LIGHT

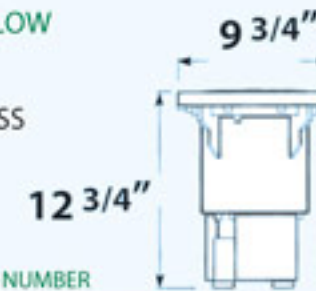
MATERIAL: FIBERGLASS

LAMP: TO SPECIFY LAMP OPTIONS  
PLEASE CHOOSE FROM DESCRIPTION BELOW

ADJUSTABLE REFLECTOR

CLEAR, HEAT RESISTANT, TEMPERED GLASS

ETL APPROVED



AVAILABLE COLOR: BRONZE

TO SPECIFY MULTI-TAP PLEASE ADD -MT TO MODEL NUMBER

FG4200	150W	120V	PAR38	LAMP
FG4210	35W HPS	120V	LU35/MED.	LAMP
FG4220	50W HPS	120V	LU50/MED.	LAMP
FG4230	70W HPS	120V	LU70/MED.	LAMP
FG4280	50W MH	120V	MH50/MED.	LAMP
FG4290	70W MH	120V	MH70/DE	LAMP



## FG4300-GRILL

IN-GROUND WELL LIGHT WITH GRILL

MATERIAL: FIBERGLASS

LAMP: TO SPECIFY LAMP OPTIONS  
PLEASE CHOOSE FROM DESCRIPTION BELOW

ADJUSTABLE REFLECTOR

CLEAR, HEAT RESISTANT, TEMPERED GLASS

ETL APPROVED



AVAILABLE COLOR: BRONZE

TO SPECIFY MULTI-TAP PLEASE ADD -MT TO MODEL NUMBER

FG4300-GRL	150W	120V	PAR38	LAMP	FG4385-GRL	100W MH	120V	MH100/DE	LAMP
FG4310-GRL	70W HPS	120V	LU70/MED.	LAMP	FG4385-MED/GRL	100W MH	120V	MH100/MED.	LAMP
FG4320-GRL	100W HPS	120V	LU100/MED.	LAMP	FG4390-GRL	150W MH	120V	MH150/DE	LAMP
FG4330-GRL	150W HPS	120V	LU150/MED.	LAMP	FG4390-MED/GRL	150W MH	120V	MH150/MED.	LAMP
FG4380-GRL	70W MH	120V	MH70/DE	LAMP	FG4395-MED/GRL	175W MH	120V	MH175/MED.	LAMP
FG4380-MED/GRL	70W MH	120V	MH70/MED.	LAMP					

INCANDESCENT LAMPS NOT INCLUDED







## FG4300

IN-GROUND WELL LIGHT

MATERIAL: FIBERGLASS

LAMP: TO SPECIFY LAMP OPTIONS  
PLEASE CHOOSE FROM DESCRIPTION BELOW

ADJUSTABLE REFLECTOR

CLEAR, HEAT RESISTANT, TEMPERED GLASS

ETL APPROVED

AVAILABLE COLOR: BRONZE



TO SPECIFY MULTI-TAP PLEASE ADD - MT TO MODEL NUMBER

FG4300	150W INC.	120V	PAR38	LAMP	FG4385	100W MH	120V	MH100/DE	LAMP
FG4310	70W HPS	120V	LU70/MED.	LAMP	FG4385-MED	100W MH	120V	MH100/MED.	LAMP
FG4320	100W HPS	120V	LU100/MED.	LAMP	FG4390	150W MH	120V	MH150/DE	LAMP
FG4330	150W HPS	120V	LU150/MED.	LAMP	FG4390-MED	150W MH	120V	MH150/MED.	LAMP
FG4380	70W MH	120V	MH70/DE	LAMP	FG4395-MED	175W MH	120V	MH175/MED.	LAMP
FG4380-MED	70W MH	120V	MH70/MED.	LAMP					

## FG4400

IN-GROUND WELL LIGHT WITH GRILL

MATERIAL: FIBERGLASS

LAMP: PAR38 120V LAMP NOT INCLUDED

CLEAR, HEAT RESISTANT, TEMPERED GLASS

ETL APPROVED

AVAILABLE COLOR: BRONZE



FG4400	150W	120V	PAR38	LAMP
FG4413	13W	120V	PL13	LAMP
FG4426	26W	120V	2-PL13	LAMP



## FG4450

IN-GROUND WELL LIGHT

MATERIAL: FIBERGLASS

LAMP: PAR38 120V LAMP NOT INCLUDED

CLEAR, HEAT RESISTANT, TEMPERED GLASS

ETL APPROVED

AVAILABLE COLOR: BRONZE



FG4450	150W	120V	PAR38	LAMP
FG4453	13W	120V	PL13	LAMP
FG4456	26W	120V	2-PL13	LAMP



INCANDESCENT LAMPS NOT INCLUDED



120v

**CAST  
ALUMINUM  
FIXTURES**



## DW15

IN-GROUND WELL LIGHT

MATERIAL: CAST ALUMINUM

LAMP: PAR30 120V 50W LAMP NOT INCLUDED

PRISMATIC, HEAT RESISTANT,

TEMPERED GLASS DIFFUSER

ETL APPROVED

AVAILABLE COLOR: BLACK, VERDE GREEN



## DW4701

IN-GROUND WELL LIGHT WITH GRILL

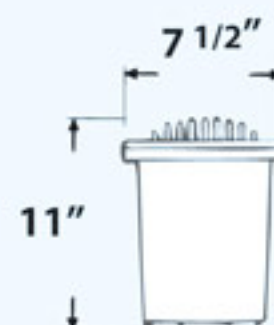
MATERIAL: CAST ALUMINUM WITH PVC SLEEVE

LAMP: PAR38 120V LAMP NOT INCLUDED

CLEAR, HEAT RESISTANT, TEMPERED GLASS

ETL APPROVED

AVAILABLE COLOR: BLACK, VERDE GREEN



## DW4751

IN-GROUND WELL LIGHT

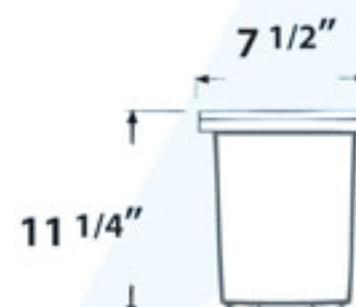
MATERIAL: CAST ALUMINUM WITH PVC SLEEVE

LAMP: PAR38 120V LAMP NOT INCLUDED

CLEAR, HEAT RESISTANT, TEMPERED GLASS

ETL APPROVED

AVAILABLE COLOR: BLACK, VERDE GREEN



INCANDESCENT LAMPS NOT INCLUDED





120<sup>v</sup>

## DW4900

IN-GROUND WELL LIGHT WITH GRILL

MATERIAL: CAST ALUMINUM

LAMP: MH 120V 70W DOUBLE-ENDED

LAMP INCLUDED

360° ROTATABLE POP-UP

CLEAR, HEAT RESISTANT, TEMPERED GLASS

ETL APPROVED

AVAILABLE COLOR: BLACK, VERDE GREEN

TO SPECIFY MULTI-TAP PLEASE ADD -MT TO MODEL NUMBER



## DW1900

IN-GROUND WELL LIGHT

MATERIAL: CAST ALUMINUM

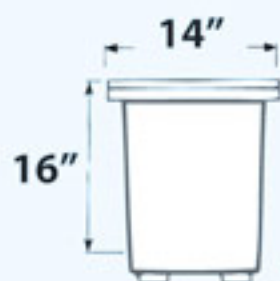
LAMP: TO SPECIFY LAMP OPTIONS  
PLEASE CHOOSE FROM DESCRIPTION BELOW

CLEAR, HEAT RESISTANT, TEMPERED GLASS

ETL APPROVED

AVAILABLE COLOR: BLACK

TO SPECIFY MULTI-TAP PLEASE ADD -MT TO MODEL NUMBER



DW1900	250W MH	120V	MH250/MOG.	LAMP
DW1950	250W HPS	120V	LU250/MOG.	LAMP
DW1975	175W MH	120V	MH175/MOG.	LAMP
DW1980	150W MH	120V	MH150/MOG.	LAMP







lights



**STAINLESS  
STEEL  
FIXTURE**

**12<sub>v</sub>**

## LV65-SS

SURFACE MOUNT UP-DOWN  
BRICK, STEP, WALL AND DECK LIGHT

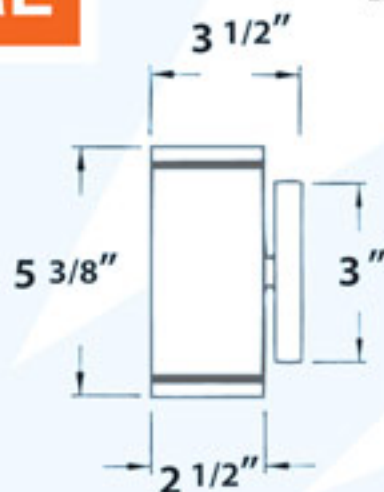
MATERIAL: STAINLESS STEEL

LAMP: MR16 12V 2x20W MAX LAMPS INCLUDED  
CLEAR, HEAT RESISTANT, TEMPERED GLASS

[PRE-WIRED WITH UL LISTED WIRE/CABLE]

ETL APPROVED

AVAILABLE FINISH: STAINLESS STEEL



**BRASS  
FIXTURE**

**12<sub>v</sub>**

## LV610

SURFACE MOUNT, LOUVER DOWN  
BRICK, STEP, WALL AND DECK LIGHT

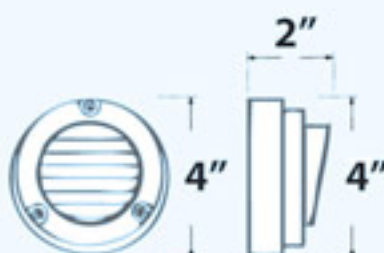
MATERIAL: BRASS

LAMP: JC 12V 20W MAX. LAMP INCLUDED  
FROSTED, HEAT RESISTANT, TEMPERED GLASS

[PRE-WIRED WITH UL LISTED DIRECT BURIAL WIRE/CABLE]

ETL APPROVED

AVAILABLE FINISH: BRASS, ANTIQUE BRONZE



## LV611

SURFACE MOUNT BRICK, STEP, WALL AND DECK LIGHT

MATERIAL: BRASS

LAMP: JC 12V 20W MAX. LAMP INCLUDED  
FROSTED, HEAT RESISTANT, TEMPERED GLASS

[PRE-WIRED WITH UL LISTED DIRECT BURIAL WIRE/CABLE]

ETL APPROVED

AVAILABLE FINISH: BRASS, ANTIQUE BRONZE



REMOTE 12 VOLT TRANSFORMER NOT INCLUDED [SEE PG. 91]



12<sup>v</sup>

**BRASS  
FIXTURES**



## LV612

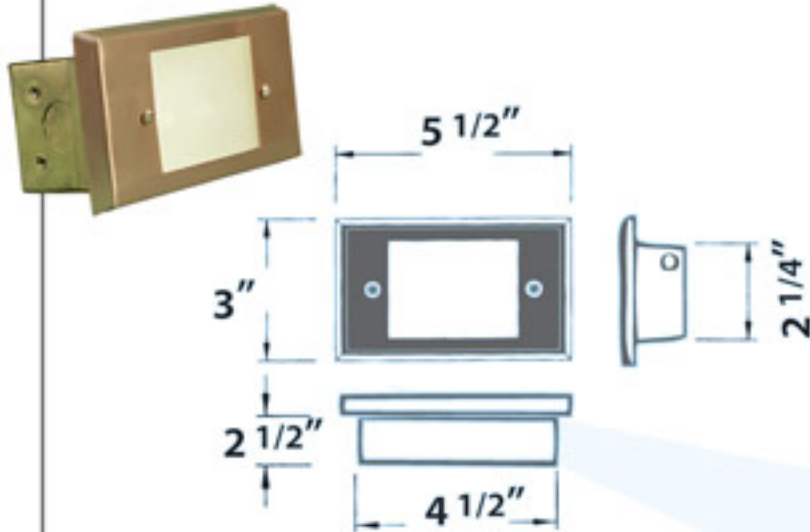
RECESSED BRICK, STEP AND WALL LIGHT

MATERIAL: BRASS

LAMP: 1156/93 SC 12V 21W MAX. LAMP INCLUDED  
FROSTED, HEAT RESISTANT, TEMPERED GLASS

[PRE-WIRED WITH UL LISTED DIRECT BURIAL WIRE/CABLE]  
ETL APPROVED

AVAILABLE FINISH: ANTIQUE BRASS, ANTIQUE BRONZE,  
COPPER, BLACK, WHITE, VERDE GREEN



## LV613

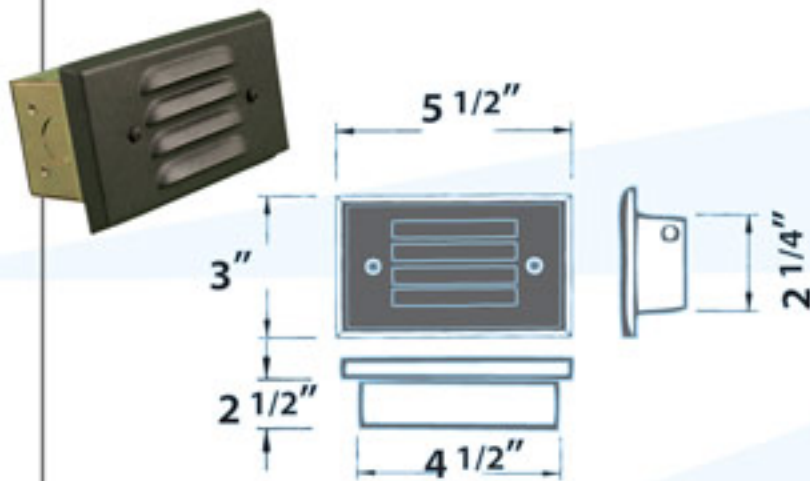
RECESSED LOUVER DOWN BRICK, STEP AND WALL LIGHT

MATERIAL: BRASS

LAMP: 1156/93 SC 12V 21W MAX. LAMP INCLUDED  
FROSTED, HEAT RESISTANT, TEMPERED GLASS

[PRE-WIRED WITH UL LISTED DIRECT BURIAL WIRE/CABLE]  
ETL APPROVED

AVAILABLE FINISH: ANTIQUE BRASS, ANTIQUE BRONZE,  
COPPER, BLACK, WHITE, VERDE GREEN



## LV614

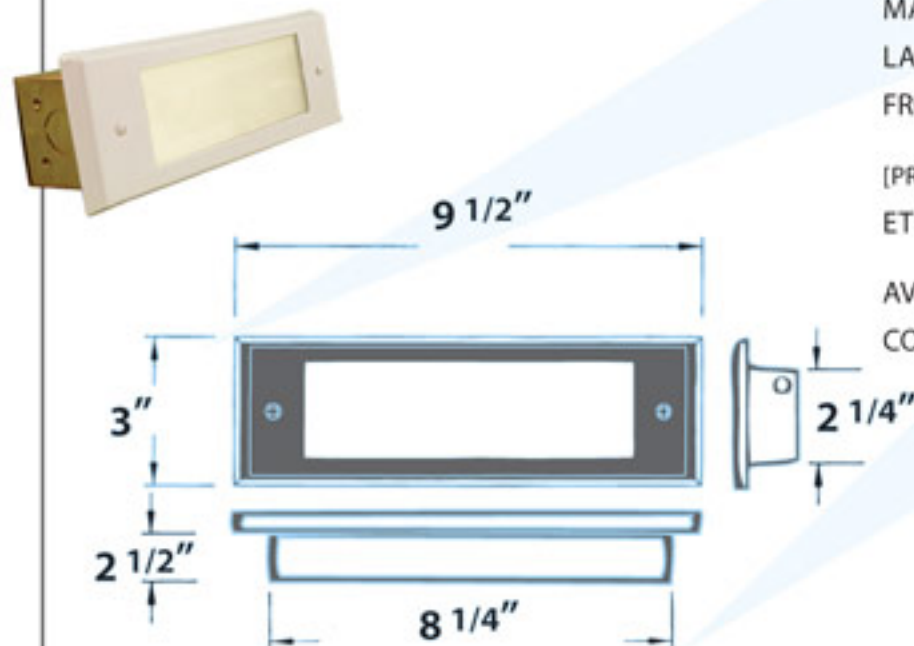
RECESSED BRICK, STEP AND WALL LIGHT

MATERIAL: BRASS

LAMP: 1156/93 SC 12V 2x21W MAX. LAMPS INCLUDED  
FROSTED, HEAT RESISTANT, TEMPERED GLASS

[PRE-WIRED WITH UL LISTED DIRECT BURIAL WIRE/CABLE]  
ETL APPROVED

AVAILABLE FINISH: ANTIQUE BRASS, ANTIQUE BRONZE,  
COPPER, BLACK, WHITE, VERDE GREEN



REMOTE 12 VOLT TRANSFORMER NOT INCLUDED [SEE PG. 91]





## LV615

RECESSED LOUVER DOWN BRICK, STEP AND WALL LIGHT

MATERIAL: BRASS

LAMP: 1156/93 SC 12V 2x21W MAX LAMPS INCLUDED

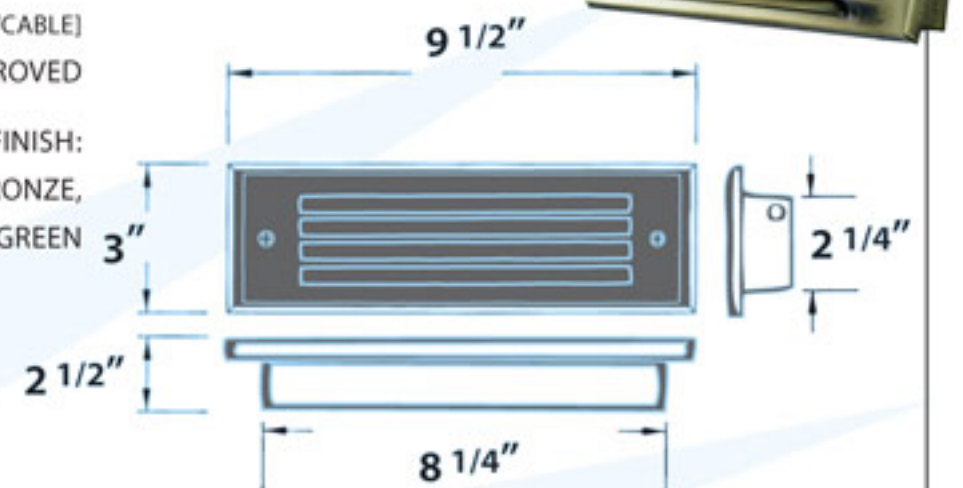
FROSTED, HEAT RESISTANT, TEMPERED GLASS

[PRE-WIRED WITH UL LISTED DIRECT BURIAL WIRE/CABLE]

ETL APPROVED

AVAILABLE FINISH:

ANTIQUE BRASS, ANTIQUE BRONZE,  
COPPER, BLACK, WHITE, VERDE GREEN



## LV73

SURFACE MOUNT BRICK, STEP, WALL AND DECK LIGHT

MATERIAL: BRASS

LAMP: MR16 12V 20W [35W MAX.] LAMP INCLUDED

HEAT RESISTANT, TEMPERED GLASS

[PRE-WIRED WITH UL LISTED DIRECT BURIAL WIRE/CABLE]

ETL APPROVED

AVAILABLE FINISH:

BRASS, ANTIQUE BRASS, ANTIQUE BRONZE, BLACK



## LV625-BS

RECESSED BRICK, STEP AND WALL LIGHT WITH EYELID

MATERIAL: BRASS WITH PVC SLEEVE


LAMP: MR16 12V 20W [35W MAX.] LAMP INCLUDED

CLEAR, HEAT RESISTANT, TEMPERED GLASS

[PRE-WIRED WITH UL LISTED DIRECT BURIAL WIRE/CABLE]

ETL APPROVED

AVAILABLE FINISH: BRASS



REMOTE 12 VOLT TRANSFORMER NOT INCLUDED [SEE PG. 91]





## LV65-BS

SURFACE MOUNT UP-DOWN,  
BRICK, STEP, WALL AND DECK LIGHT

MATERIAL: BRASS

LAMP: MR16 12V 2x20W MAX. LAMPS INCLUDED  
CLEAR, HEAT RESISTANT, TEMPERED GLASS

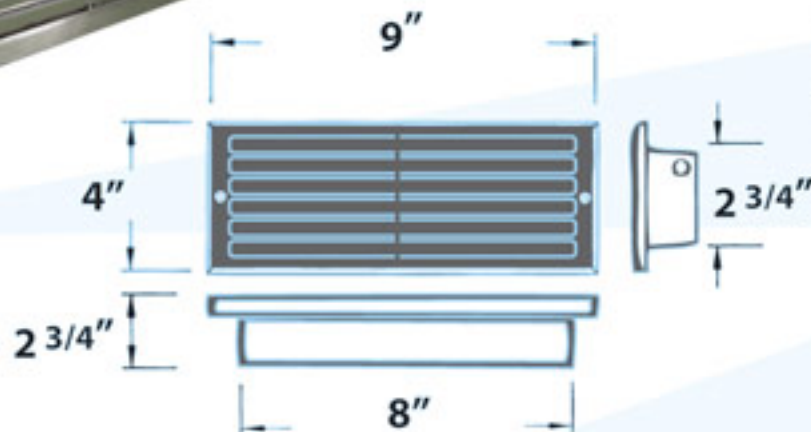
[PRE-WIRED WITH UL LISTED WIRE/CABLE]

ETL APPROVED

AVAILABLE FINISH: BRASS

12<sub>v</sub>

**BRASS  
FIXTURE**



## LV600

RECESSED LOUVER DOWN BRICK, STEP, WALL LIGHT

MATERIAL: POWDER COATED CAST ALUMINUM

LAMP: JC 12V 2x20W MAX. LAMPS INCLUDED  
WHITE, HEAT RESISTANT PLASTIC LENS

[PRE-WIRED WITH UL LISTED DIRECT BURIAL WIRE/CABLE]

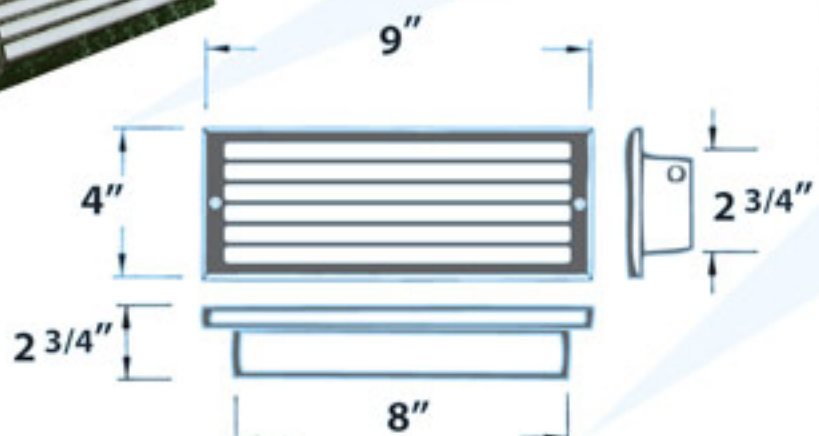

ETL APPROVED

AVAILABLE COLOR:

BLACK, WHITE, BRONZE, VERDE GREEN,  
ELECTROPLATED STAINLESS STEEL

12<sub>v</sub>

**CAST  
ALUMINUM  
FIXTURES**



## LV601

RECESSED LOUVER BRICK, STEP AND WALL LIGHT

MATERIAL: POWDER COATED CAST ALUMINUM

LAMP: JC 12V 2x20W MAX. LAMPS INCLUDED  
WHITE, HEAT RESISTANT PLASTIC LENS

[PRE-WIRED WITH UL LISTED DIRECT BURIAL WIRE/CABLE]

ETL APPROVED

AVAILABLE COLOR:

BLACK, WHITE, BRONZE, VERDE GREEN,  
ELECTROPLATED STAINLESS STEEL



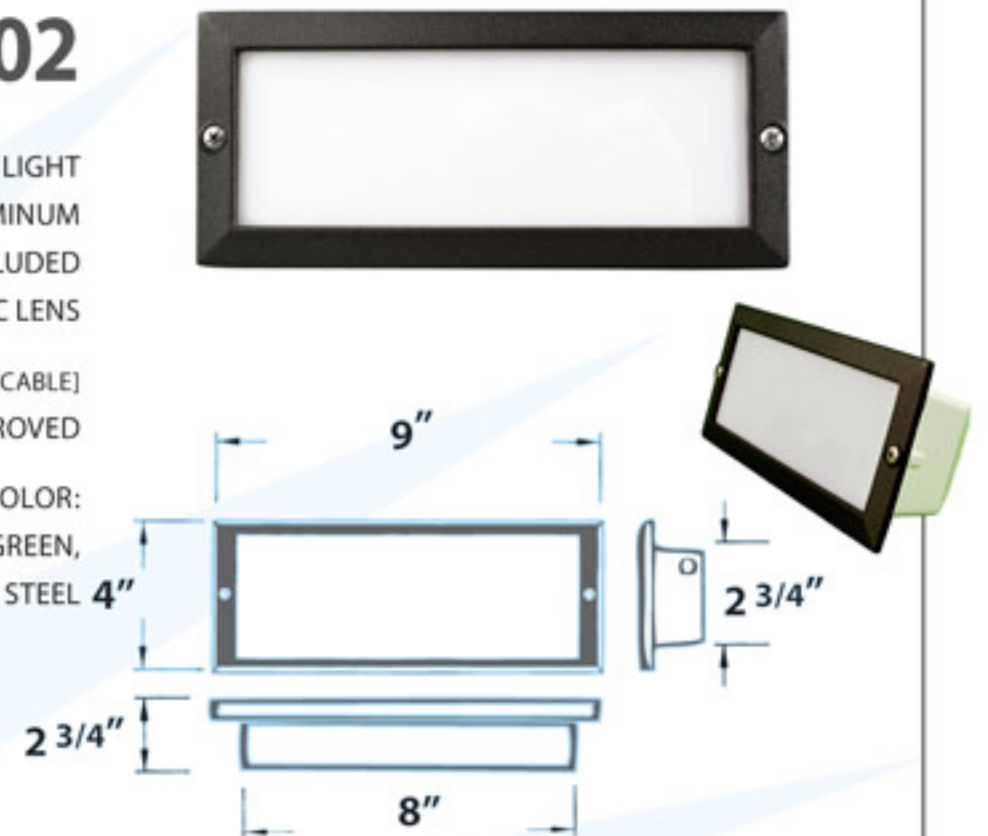


## LV602

RECESSED BRICK, STEP AND WALL LIGHT  
 MATERIAL: POWDER COATED CAST ALUMINUM  
 LAMP: JC 12V 2x20W MAX. LAMPS INCLUDED  
 WHITE, HEAT RESISTANT PLASTIC LENS

[PRE-WIRED WITH UL LISTED DIRECT BURIAL WIRE/CABLE]  
 ETL APPROVED

AVAILABLE COLOR:  
 BLACK, WHITE, BRONZE, VERDE GREEN,  
 ELECTROPLATED STAINLESS STEEL

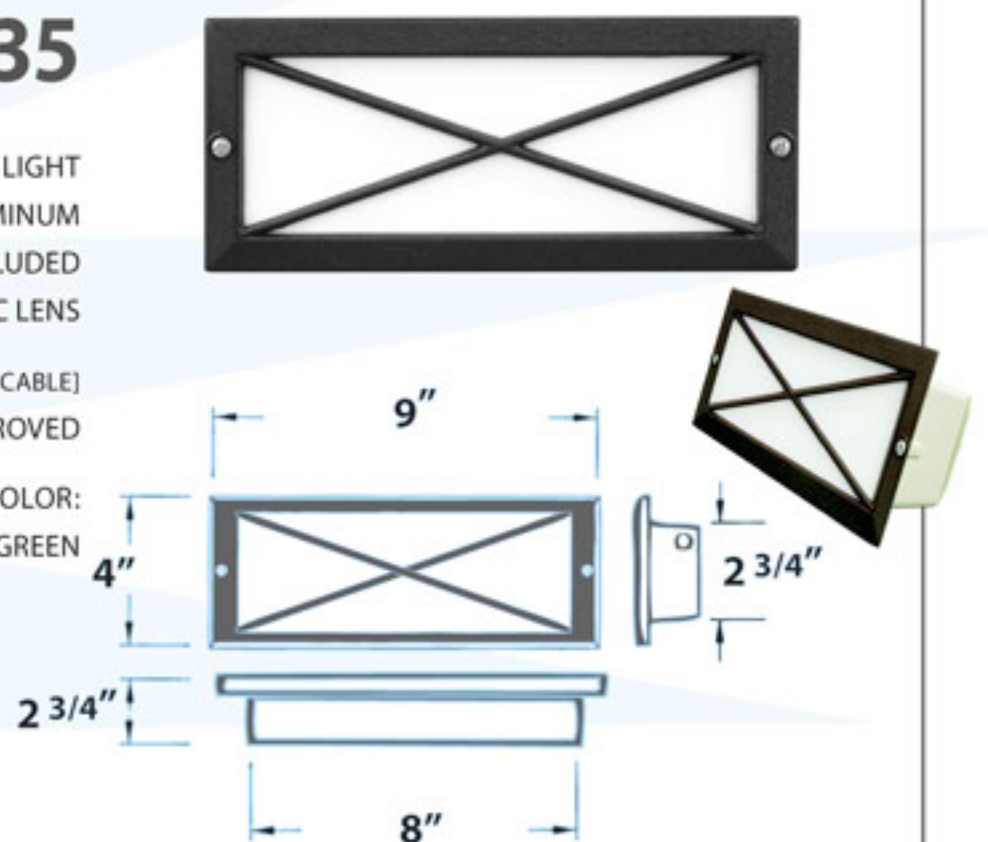


## LV635

RECESSED BRICK, STEP AND WALL LIGHT  
 MATERIAL: POWDER COATED CAST ALUMINUM  
 LAMP: JC 12V 2x20W MAX. LAMPS INCLUDED  
 WHITE, HEAT RESISTANT PLASTIC LENS

[PRE-WIRED WITH UL LISTED DIRECT BURIAL WIRE/CABLE]  
 ETL APPROVED

AVAILABLE COLOR:  
 BLACK, WHITE, BRONZE, VERDE GREEN

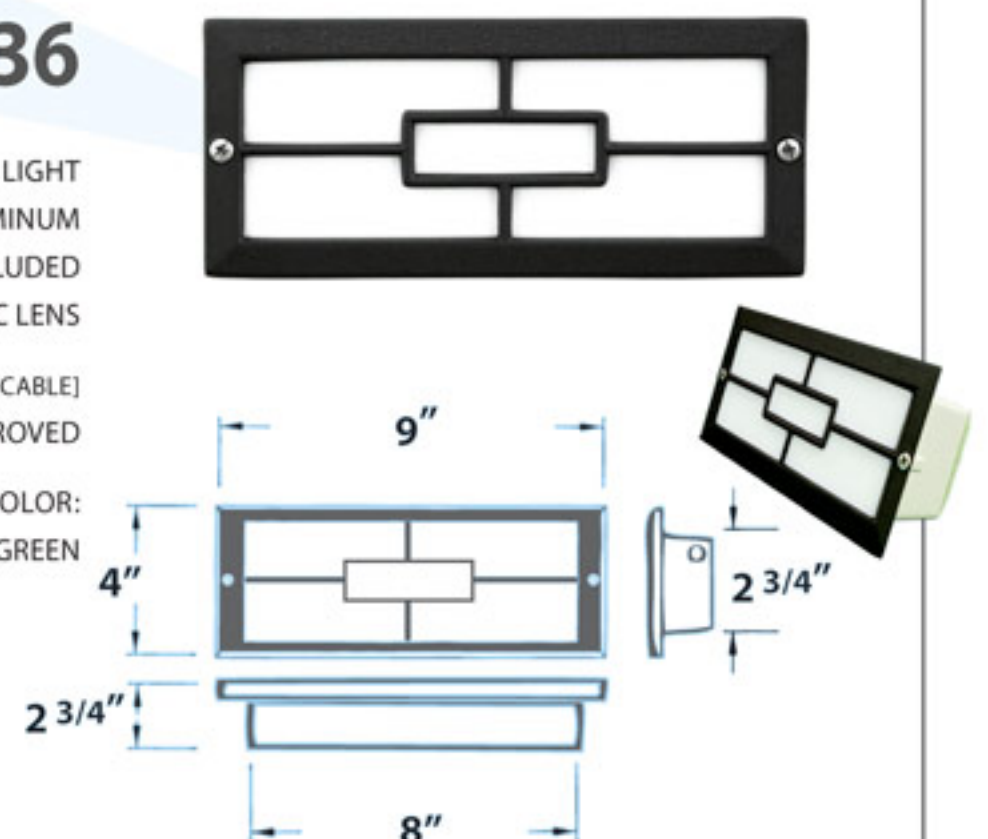


## LV636

RECESSED BRICK, STEP AND WALL LIGHT  
 MATERIAL: POWDER COATED CAST ALUMINUM  
 LAMP: JC 12V 2x20W MAX. LAMPS INCLUDED  
 WHITE, HEAT RESISTANT PLASTIC LENS

[PRE-WIRED WITH UL LISTED DIRECT BURIAL WIRE/CABLE]  
 ETL APPROVED

AVAILABLE COLOR:  
 BLACK, WHITE, BRONZE, VERDE GREEN



REMOTE 12 VOLT TRANSFORMER NOT INCLUDED [SEE PG. 91]



12<sub>v</sub>

**CAST  
ALUMINUM  
FIXTURES**

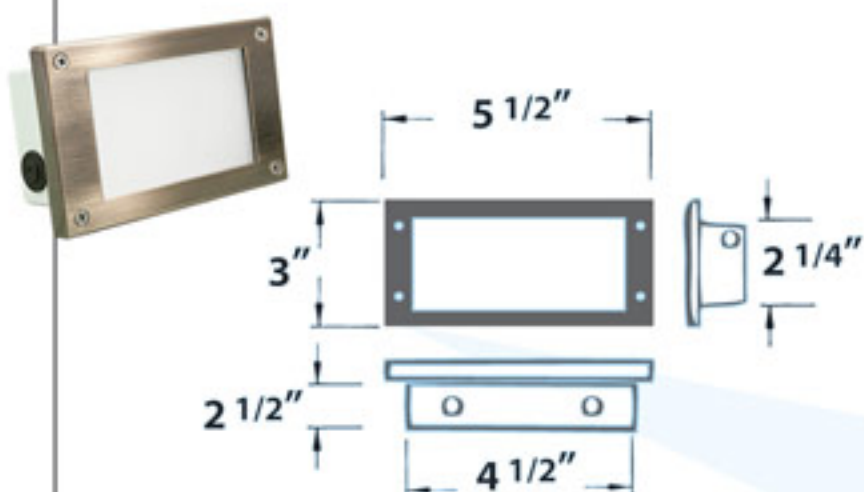


## LV650

RECESSED BRICK, STEP AND WALL LIGHT  
MATERIAL: POWDER COATED CAST ALUMINUM  
LAMP: JC 12V 20W [35W MAX.] LAMP INCLUDED  
FROSTED HEAT RESISTANT, TEMPERED GLASS

[PRE-WIRED WITH UL LISTED DIRECT BURIAL WIRE/CABLE]  
ETL APPROVED

AVAILABLE COLOR: BLACK, WHITE, BRONZE,  
ELECTROPLATED ANTIQUE COPPER, VERDE GREEN

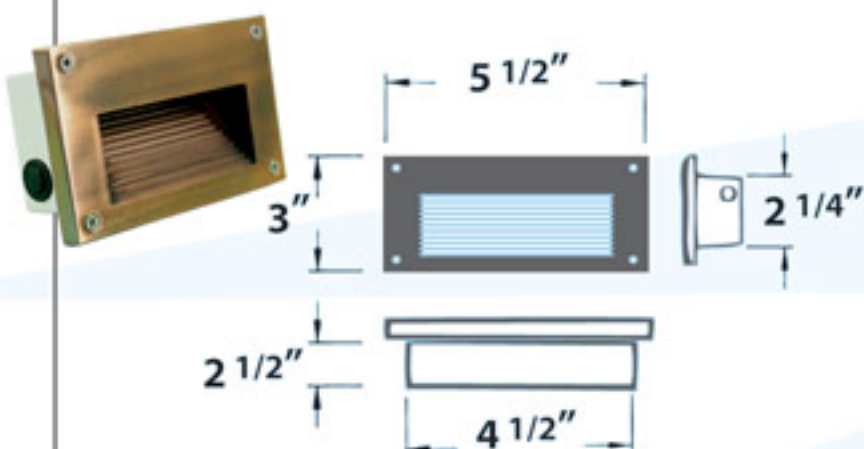


## LV655

RECESSED BRICK, STEP AND WALL LIGHT  
MATERIAL: POWDER COATED CAST ALUMINUM  
LAMP: JC 12V 20W [35W MAX.] LAMP INCLUDED  
CLEAR, HEAT RESISTANT, TEMPERED GLASS

[PRE-WIRED WITH UL LISTED DIRECT BURIAL WIRE/CABLE]  
ETL APPROVED

AVAILABLE COLOR: BLACK, WHITE, BRONZE,  
ELECTROPLATED ANTIQUE COPPER, VERDE GREEN




## LV670

RECESSED BRICK, STEP AND WALL LIGHT  
MATERIAL: POWDER COATED CAST ALUMINUM  
LAMP: JC 12V 20W [35W MAX.] LAMP INCLUDED  
CLEAR, HEAT RESISTANT, TEMPERED GLASS

[PRE-WIRED WITH UL LISTED DIRECT BURIAL WIRE/CABLE]  
ETL APPROVED

AVAILABLE COLOR: BLACK, WHITE, BRONZE,  
ELECTROPLATED ANTIQUE COPPER, VERDE GREEN



REMOTE 12 VOLT TRANSFORMER NOT INCLUDED [SEE PG. 91]



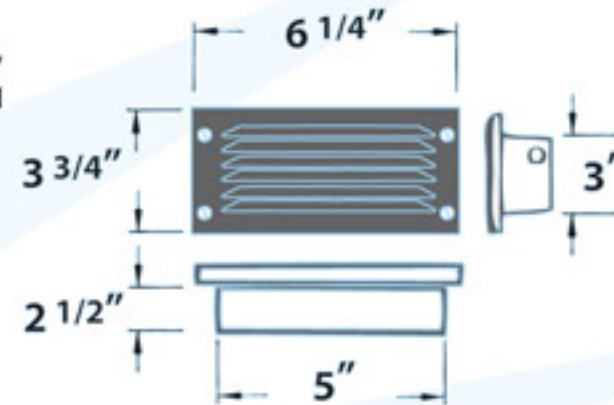


## LV675

RECESSED LOUVER DOWN BRICK, STEP AND WALL LIGHT  
 MATERIAL: POWDER COATED CAST ALUMINUM  
 LAMP: JC 12V 20W [35W MAX.] LAMP INCLUDED  
 FROSTED, HEAT RESISTANT, TEMPERED GLASS

[PRE-WIRED WITH UL LISTED DIRECT BURIAL WIRE/CABLE]  
 ETL APPROVED

AVAILABLE COLOR: BLACK, WHITE, BRONZE,  
 ELECTROPLATED ANTIQUE COPPER, VERDE GREEN

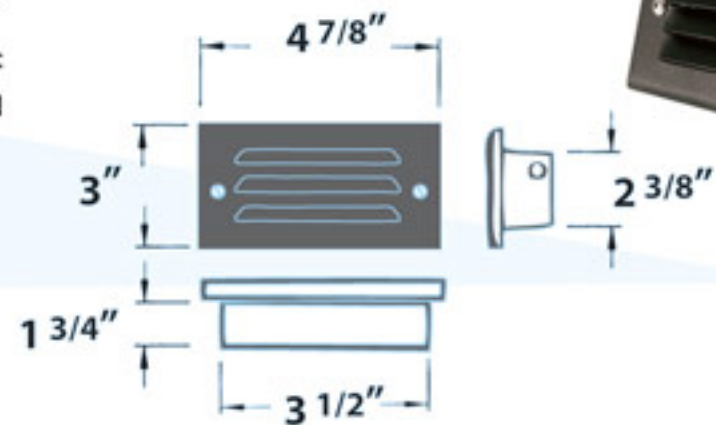


## LV603

RECESSED LOUVER DOWN BRICK, STEP AND WALL LIGHT  
 MATERIAL: POWDER COATED CAST ALUMINUM  
 LAMP: JC 12V 10W MAX. LAMP INCLUDED  
 NO LENS

[PRE-WIRED WITH UL LISTED DIRECT BURIAL WIRE/CABLE]  
 ETL APPROVED

AVAILABLE COLOR:  
 BLACK, WHITE, BRONZE, VERDE GREEN

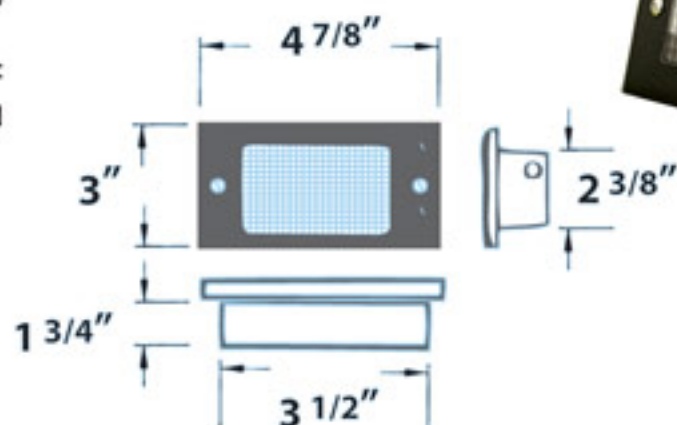


## LV604

RECESSED BRICK, STEP AND WALL LIGHT  
 MATERIAL: POWDER COATED CAST ALUMINUM  
 LAMP: JC 12V 10W MAX. LAMP INCLUDED  
 CLEAR, HEAT RESISTANT, PLASTIC LENS

[PRE-WIRED WITH UL LISTED DIRECT BURIAL WIRE/CABLE]  
 ETL APPROVED

AVAILABLE COLOR:  
 BLACK, WHITE, BRONZE, VERDE GREEN





12<sub>v</sub>

**CAST  
ALUMINUM  
FIXTURES**

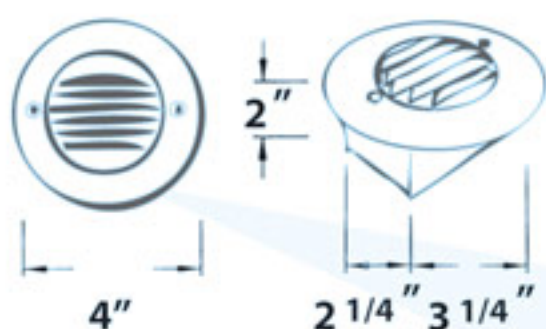


## LV701

RECESSED LOUVER DOWN  
BRICK, STEP AND WALL LIGHT  
MATERIAL: POWDER COATED CAST ALUMINUM  
LAMP: JC 12V 10W MAX. LAMP INCLUDED  
FROSTED, HEAT RESISTANT, TEMPERED GLASS

[PRE-WIRED WITH UL LISTED DIRECT BURIAL WIRE/CABLE]  
ETL APPROVED

AVAILABLE COLOR:  
BLACK, WHITE, BRONZE, VERDE GREEN

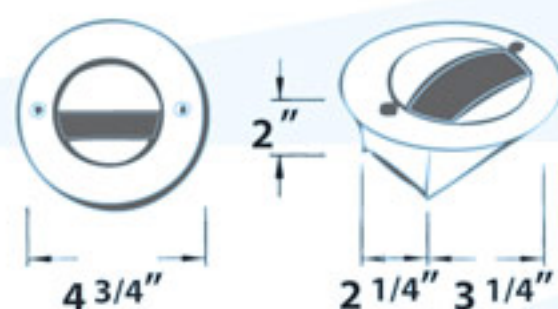


## LV702

RECESSED BRICK, STEP AND WALL LIGHT  
MATERIAL: POWDER COATED CAST ALUMINUM  
LAMP: JC 12V 10W MAX. LAMP INCLUDED  
FROSTED, HEAT RESISTANT, TEMPERED GLASS

[PRE-WIRED WITH UL LISTED DIRECT BURIAL WIRE/CABLE]  
ETL APPROVED

AVAILABLE COLOR:  
BLACK, WHITE, BRONZE, VERDE GREEN

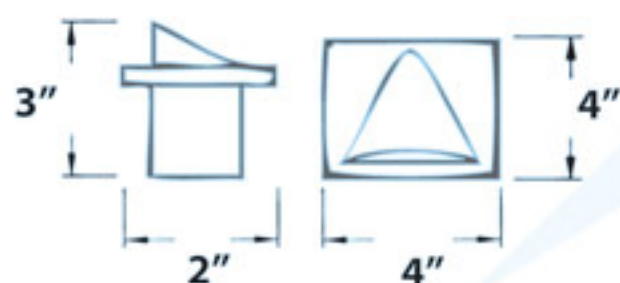


## LV607

RECESSED BRICK, STEP AND WALL LIGHT  
MATERIAL: POWDER COATED CAST ALUMINUM  
LAMP: JC 12V 10W MAX. LAMP INCLUDED  
CLEAR, HEAT RESISTANT, TEMPERED GLASS

[PRE-WIRED WITH UL LISTED DIRECT BURIAL WIRE/CABLE]  
ETL APPROVED

AVAILABLE COLOR:  
BLACK, WHITE, BRONZE, VERDE GREEN







## LV609

RECESSED BRICK, STEP AND WALL LIGHT  
MATERIAL: POWDER COATED CAST ALUMINUM  
LAMP: PAR36 12V 35W MAX. LAMP INCLUDED  
CLEAR, HEAT RESISTANT, TEMPERED GLASS

[PRE-WIRED WITH UL LISTED DIRECT BURIAL WIRE/CABLE]  
ETL APPROVED

AVAILABLE COLOR:  
BLACK, WHITE, BRONZE, VERDE GREEN

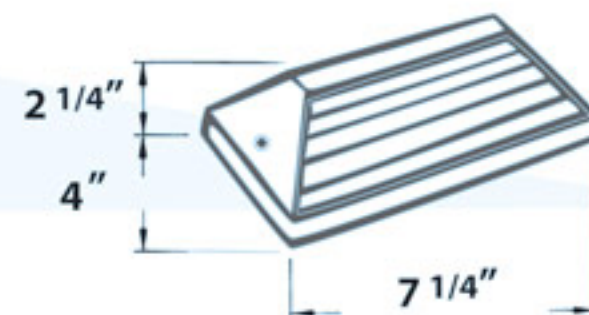


## LV608

SURFACE MOUNT LOUVER BRICK, STEP, WALL AND DECK LIGHT  
MATERIAL: POWDER COATED CAST ALUMINUM  
LAMP: JC 12V 20W MAX. LAMP INCLUDED  
FROSTED, HEAT RESISTANT, TEMPERED GLASS

[PRE-WIRED WITH UL LISTED DIRECT BURIAL WIRE/CABLE]  
ETL APPROVED

AVAILABLE COLOR: BLACK, WHITE, BRONZE

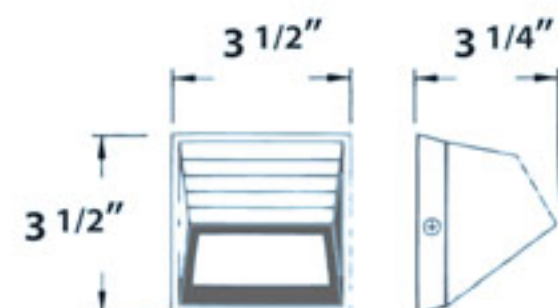



## LV706

SURFACE MOUNT BRICK, STEP, WALL AND DECK LIGHT  
MATERIAL: POWDER COATED CAST ALUMINUM  
LAMP: JC 12V 20W MAX. LAMP INCLUDED  
FROSTED, HEAT RESISTANT, TEMPERED GLASS

[PRE-WIRED WITH UL LISTED DIRECT BURIAL WIRE/CABLE]  
ETL APPROVED

AVAILABLE COLOR: BLACK, WHITE, BRONZE, GREY





12<sub>v</sub>

**CAST  
ALUMINUM  
FIXTURES**

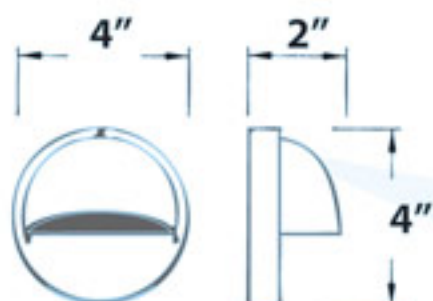


## LV605

SURFACE MOUNT BRICK, STEP, WALL, AND DECK LIGHT  
MATERIAL: POWDER COATED CAST ALUMINUM  
LAMP: JC 12V 20W MAX. LAMP INCLUDED  
FROSTED, HEAT RESISTANT, TEMPERED GLASS

[PRE-WIRED WITH UL LISTED DIRECT BURIAL WIRE/CABLE]  
ETL APPROVED

AVAILABLE COLOR: BLACK, WHITE, BRONZE,  
VERDE GREEN, ELECTROPLATED STAINLESS STEEL

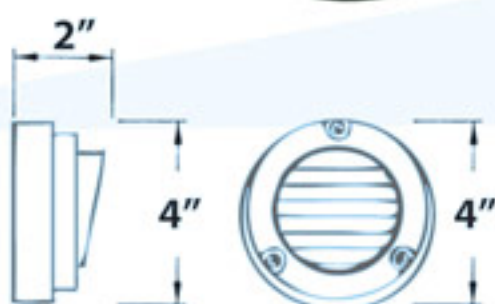


## LV606

SURFACE MOUNT LOUVER DOWN BRICK, STEP, WALL AND DECK LIGHT  
MATERIAL: POWDER COATED CAST ALUMINUM  
LAMP: JC 12V 20W MAX. LAMP INCLUDED  
FROSTED, HEAT RESISTANT, TEMPERED GLASS

[PRE-WIRED WITH UL LISTED DIRECT BURIAL WIRE/CABLE]  
ETL APPROVED

AVAILABLE COLOR: BLACK, WHITE, BRONZE,  
VERDE GREEN, ELECTROPLATED STAINLESS STEEL



## LV707

SURFACE MOUNT BRICK, STEP, WALL, AND DECK LIGHT  
MATERIAL: POWDER COATED CAST ALUMINUM  
LAMP: JC 12V 20W MAX. LAMP INCLUDED  
FROSTED, HEAT RESISTANT, TEMPERED GLASS

[PRE-WIRED WITH UL LISTED DIRECT BURIAL WIRE/CABLE]  
ETL APPROVED

AVAILABLE COLOR: BLACK, WHITE, BRONZE, VERDE GREEN



REMOTE 12 VOLT TRANSFORMER NOT INCLUDED [SEE PG. 91]



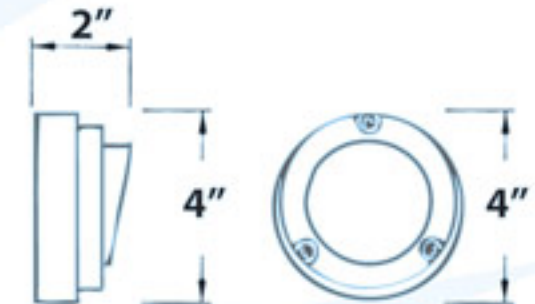


## LV703

SURFACE MOUNT BRICK, STEP, WALL, AND DECK LIGHT  
 MATERIAL: POWDER COATED CAST ALUMINUM  
 LAMP: JC 12V 20W MAX. LAMP INCLUDED  
 FROSTED, HEAT RESISTANT, TEMPERED GLASS

[PRE-WIRED WITH UL LISTED DIRECT BURIAL WIRE/CABLE]  
 ETL APPROVED

AVAILABLE COLOR:  
 BLACK, WHITE, BRONZE, VERDE GREEN

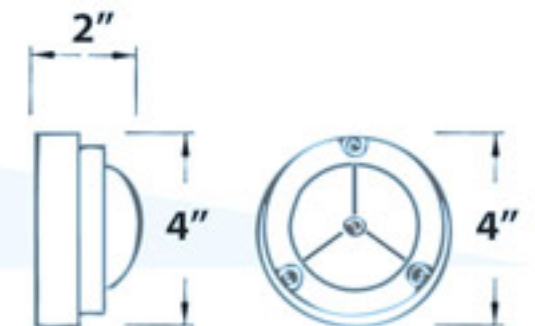


## LV704

SURFACE MOUNT BRICK, STEP, WALL, AND DECK LIGHT  
 MATERIAL: POWDER COATED CAST ALUMINUM  
 LAMP: JC 12V 20W MAX. LAMP INCLUDED  
 FROSTED, HEAT RESISTANT, TEMPERED GLASS

[PRE-WIRED WITH UL LISTED DIRECT BURIAL WIRE/CABLE]  
 ETL APPROVED

AVAILABLE COLOR:  
 BLACK, WHITE, BRONZE, VERDE GREEN

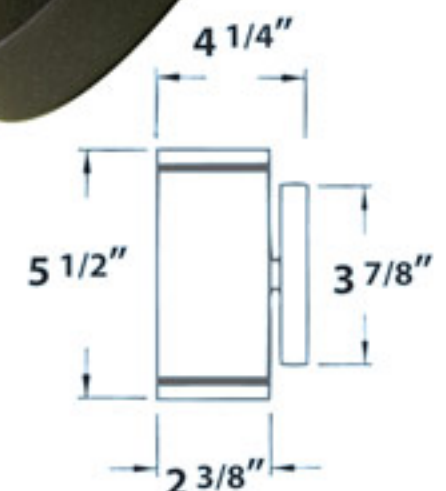


## LV49

SURFACE MOUNT UP-DOWN BRICK, STEP, WALL AND DECK LIGHT  
 MATERIAL: POWDER COATED CAST ALUMINUM  
 LAMP: MR16 12V 2x20W MAX. LAMPS INCLUDED  
 CLEAR, HEAT RESISTANT, TEMPERED GLASS

[PRE-WIRED WITH UL LISTED WIRE/CABLE]  
 ETL APPROVED

AVAILABLE COLOR:  
 BLACK, WHITE, BRONZE, VERDE GREEN,  
 ELECTROPLATED STAINLESS STEEL





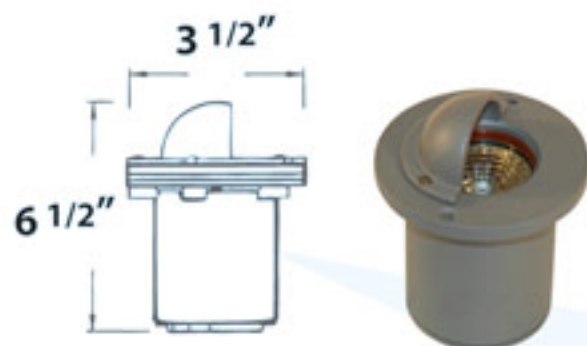


## LV625


RECESSED BRICK, STEP AND WALL LIGHT WITH EYELID  
MATERIAL: POWDER COATED CAST ALUMINUM  
LAMP: MR16 12V 20W [35W MAX.] LAMP INCLUDED  
CLEAR, HEAT RESISTANT, TEMPERED GLASS

[PRE-WIRED WITH UL LISTED DIRECT BURIAL WIRE/CABLE]  
ETL APPROVED

AVAILABLE COLOR: BLACK, BRONZE



**CAST  
ALUMINUM  
FIXTURE**

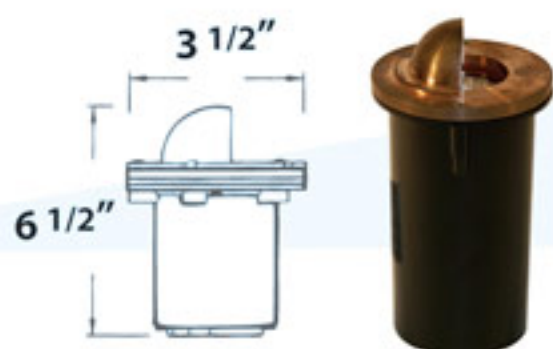


## LV625-CP


RECESSED BRICK, STEP AND WALL LIGHT WITH EYELID  
MATERIAL: COPPER WITH PVC SLEEVE  
LAMP: MR16 12V 20W [35W MAX.] LAMP INCLUDED  
CLEAR, HEAT RESISTANT, TEMPERED GLASS

[PRE-WIRED WITH UL LISTED DIRECT BURIAL WIRE/CABLE]  
ETL APPROVED

AVAILABLE FINISH: COPPER



**COPPER  
FIXTURES**

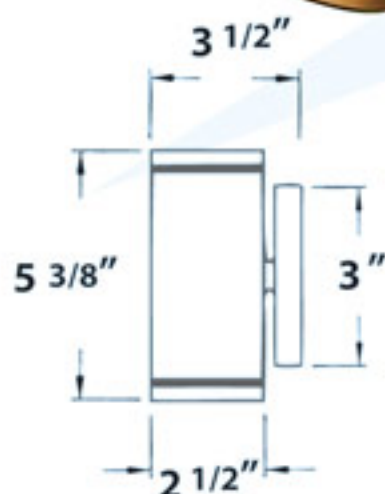


## LV65-CP

SURFACE MOUNT UP-DOWN BRICK, STEP, WALL AND DECK LIGHT  
MATERIAL: COPPER  
LAMP: MR16 12V 2x20W MAX. LAMPS INCLUDED  
CLEAR, HEAT RESISTANT, TEMPERED GLASS

[PRE-WIRED WITH UL LISTED WIRE/CABLE]  
ETL APPROVED

AVAILABLE FINISH: COPPER



REMOTE 12 VOLT TRANSFORMER NOT INCLUDED [SEE PG. 91]







lights

120<sub>v</sub>



120v

**CAST  
ALUMINUM  
FIXTURES**



## DSL1000

RECESSED LOUVER DOWN BRICK, STEP AND WALL LIGHT

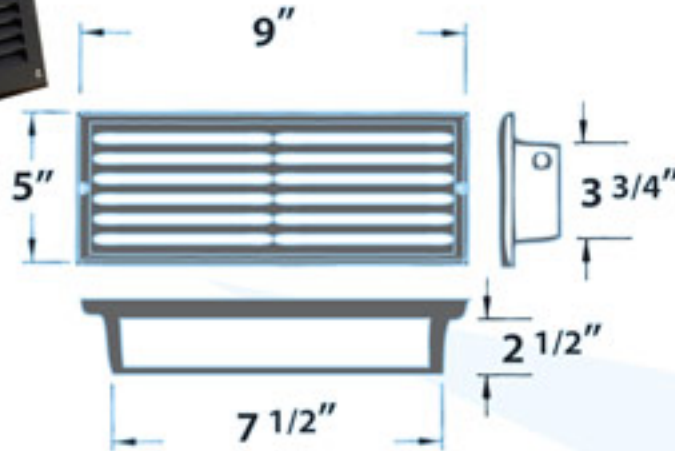
MATERIAL: POWDER COATED CAST ALUMINUM

LAMP: TO SPECIFY LAMP OPTIONS  
PLEASE CHOOSE FROM DESCRIPTION BELOW

CLEAR, HEAT RESISTANT, TEMPERED GLASS

ETL APPROVED

AVAILABLE COLOR: BLACK, WHITE, BRONZE, VERDE GREEN



DSL1000	40W	T10
DSL1006	5W	PL
DSL1026	7W	PL
DSL1036	9W	PL
DSL1046	13W	PL



## DSL1001

RECESSED OPEN FACE BRICK, STEP AND WALL LIGHT

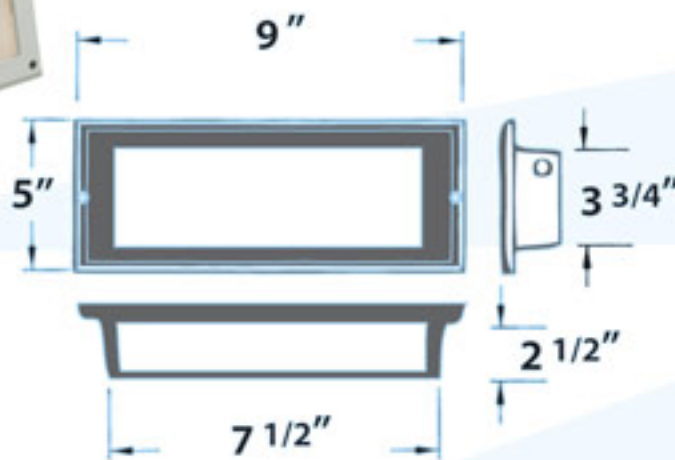
MATERIAL: POWDER COATED CAST ALUMINUM

LAMP: TO SPECIFY LAMP OPTIONS  
PLEASE CHOOSE FROM DESCRIPTION BELOW

FROSTED, HEAT RESISTANT, TEMPERED GLASS

ETL APPROVED

AVAILABLE COLOR: BLACK, WHITE, BRONZE, VERDE GREEN,  
ELECTROPLATED STAINLESS STEEL



DSL1001	40W	T10
DSL1005	5W	PL
DSL1007	7W	PL
DSL1009	9W	PL
DSL1013	13W	PL



## DSL1002

RECESSED HOODED BRICK, STEP AND WALL LIGHT

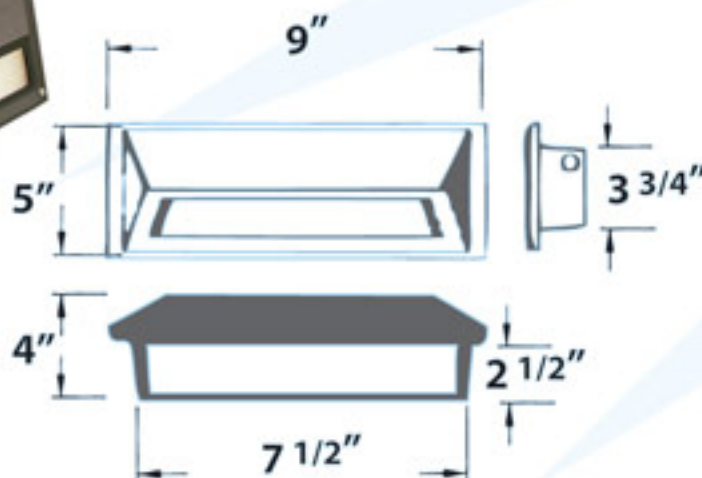
MATERIAL: POWDER COATED CAST ALUMINUM

LAMP: TO SPECIFY LAMP OPTIONS  
PLEASE CHOOSE FROM DESCRIPTION BELOW

FROSTED, HEAT RESISTANT, TEMPERED GLASS

ETL APPROVED

AVAILABLE COLOR: BLACK, WHITE, BRONZE, VERDE GREEN,  
ELECTROPLATED STAINLESS STEEL



DSL1002	40W	T10
DSL1025	5W	PL
DSL1027	7W	PL
DSL1029	9W	PL
DSL1033	13W	PL

INCANDESCENT LAMPS NOT INCLUDED



120v

STAINLESS  
STEEL  
FIXTURES

## DSL1003

RECESSED BRICK, STEP AND WALL LIGHT  
MATERIAL: POWDER COATED CAST ALUMINUM

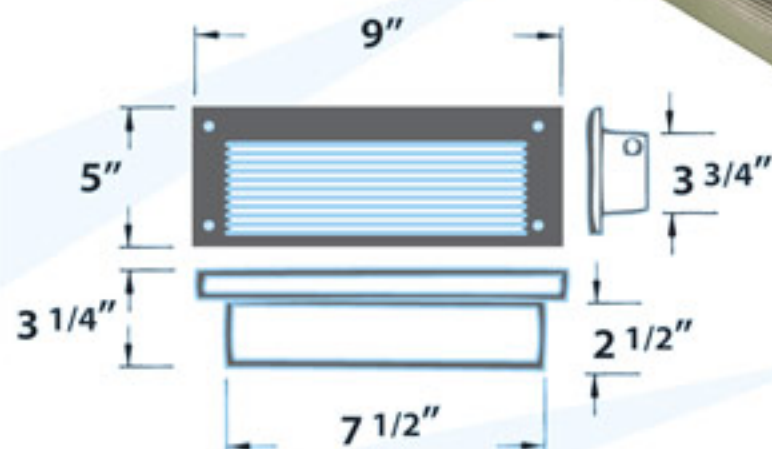
LAMP: TO SPECIFY LAMP OPTIONS  
PLEASE CHOOSE FROM DESCRIPTION BELOW

FROSTED, HEAT RESISTANT, TEMPERED GLASS

ETL APPROVED

AVAILABLE COLOR: BLACK, WHITE, BRONZE,  
VERDE GREEN, ELECTROPLATED STAINLESS STEEL

DSL1003	40W	T10
DSL1035	5W	PL
DSL1037	7W	PL
DSL1039	9W	PL
DSL1043	13W	PL



## DSL1014

RECESSED HOODED BRICK, STEP AND WALL LIGHT

MATERIAL: POWDER COATED CAST ALUMINUM

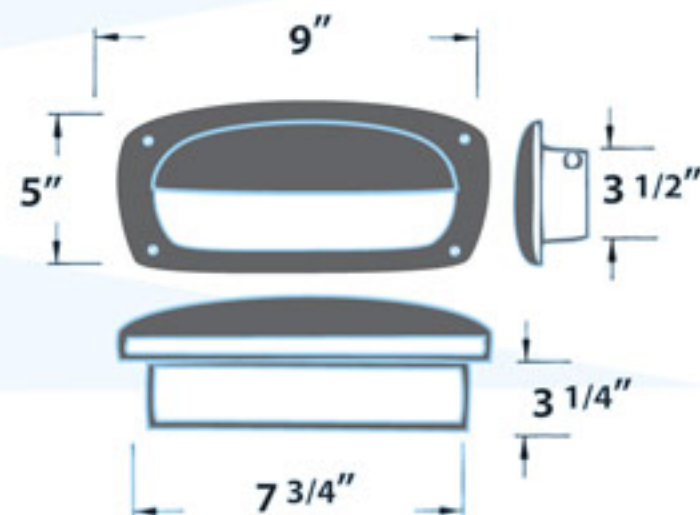
LAMP: TO SPECIFY LAMP OPTIONS  
PLEASE CHOOSE FROM DESCRIPTION BELOW

FROSTED, HEAT RESISTANT, TEMPERED GLASS

ETL APPROVED

AVAILABLE COLOR:  
BLACK, WHITE, BRONZE, VERDE GREEN

DSL1014	40W	T10
DSL1045	5W	PL
DSL1047	7W	PL
DSL1049	9W	PL
DSL1053	13W	PL



## DSL1015

RECESSED LOUVER BRICK, STEP AND WALL LIGHT

MATERIAL: POWDER COATED CAST ALUMINUM

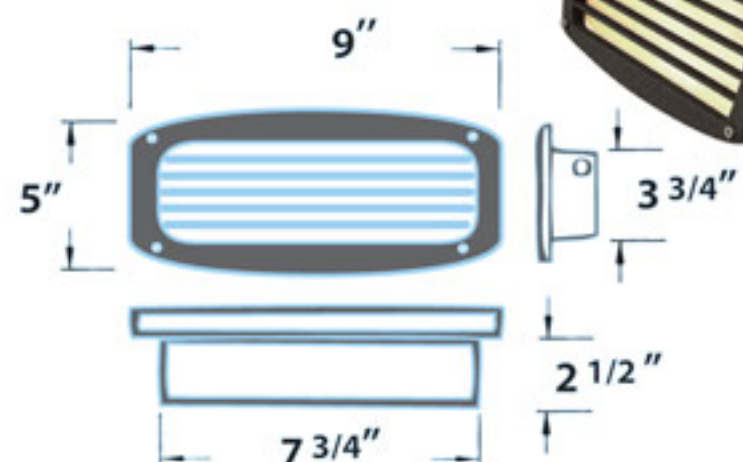
LAMP: TO SPECIFY LAMP OPTIONS  
PLEASE CHOOSE FROM DESCRIPTION BELOW

CLEAR, HEAT RESISTANT, PLASTIC LENS

ETL APPROVED

AVAILABLE COLOR:  
BLACK, WHITE, BRONZE, VERDE GREEN

DSL1015	40W	T10
DSL1055	5W	PL
DSL1057	7W	PL
DSL1059	9W	PL
DSL1063	13W	PL



INCANDESCENT LAMPS NOT INCLUDED



120<sub>v</sub>

**CAST  
ALUMINUM  
FIXTURE**

## DSL1017

RECESSED LOUVER DOWN BRICK, STEP AND WALL LIGHT

MATERIAL: POWDER COATED CAST ALUMINUM

LAMP: TO SPECIFY LAMP OPTIONS  
PLEASE CHOOSE FROM DESCRIPTION BELOW

CLEAR, HEAT RESISTANT, PLASTIC LENS

ETL APPROVED

AVAILABLE COLOR: BLACK, WHITE, BRONZE, VERDE GREEN

DSL1017	40W	T10
DSL1075	5W	PL
DSL1077	7W	PL
DSL1079	9W	PL
DSL1083	13W	PL



120<sub>v</sub>

**STAINLESS  
STEEL  
FIXTURE**

## DSL1016

RECESSED OPEN FACE BRICK, STEP AND WALL LIGHT

MATERIAL: STAINLESS STEEL COVER FRAME

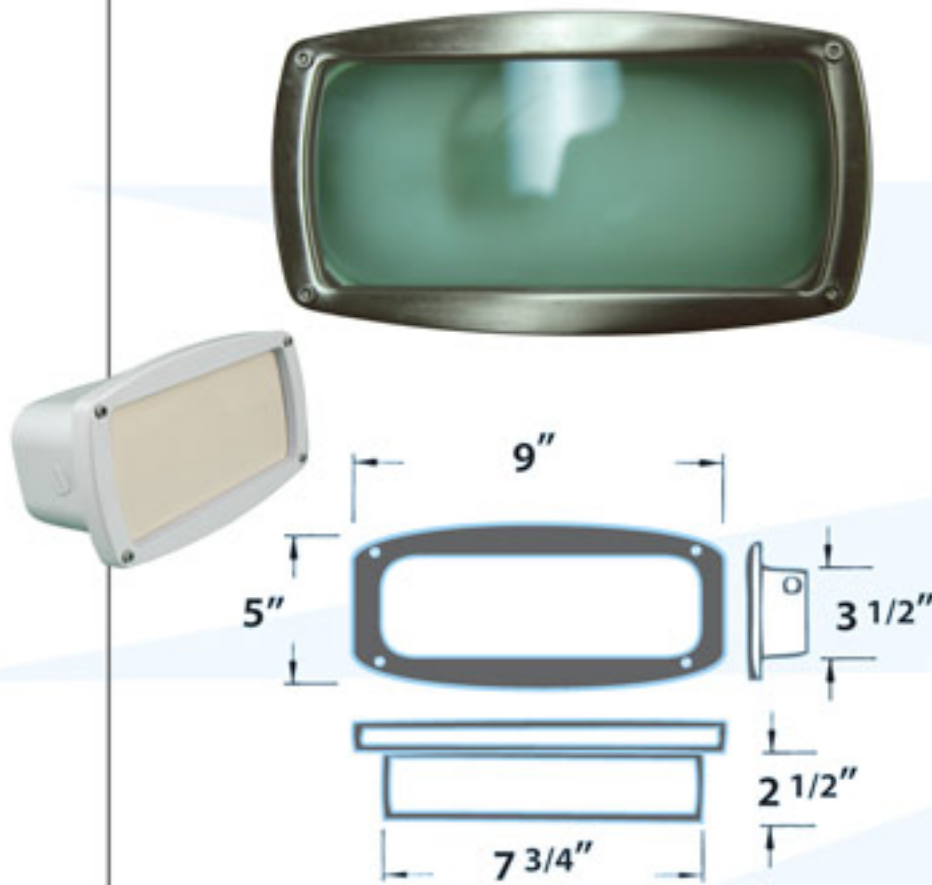
LAMP: TO SPECIFY LAMP OPTIONS  
PLEASE CHOOSE FROM DESCRIPTION BELOW

CLEAR, HEAT RESISTANT, TEMPERED GLASS

ETL APPROVED

AVAILABLE FINISH: STAINLESS STEEL, BLACK, WHITE,  
BRONZE, VERDE GREEN

DSL1016	40W	T10
DSL1065	5W	PL
DSL1067	7W	PL
DSL1069	9W	PL
DSL1073	13W	PL



120<sub>v</sub>

**CAST  
ALUMINUM  
FIXTURE**

## DSL1111

RECESSED BRICK, STEP AND WALL LIGHT


MATERIAL: POWDER COATED CAST ALUMINUM

LAMP: QUAD 32W LAMP INCLUDED

CLEAR, HEAT RESISTANT TEMPERED GLASS

ETL APPROVED

AVAILABLE COLOR: BLACK



INCANDESCENT LAMPS NOT INCLUDED





## DSL1101

RECESSED BRICK, STEP AND WALL LIGHT  
MATERIAL: POWDER COATED CAST ALUMINUM

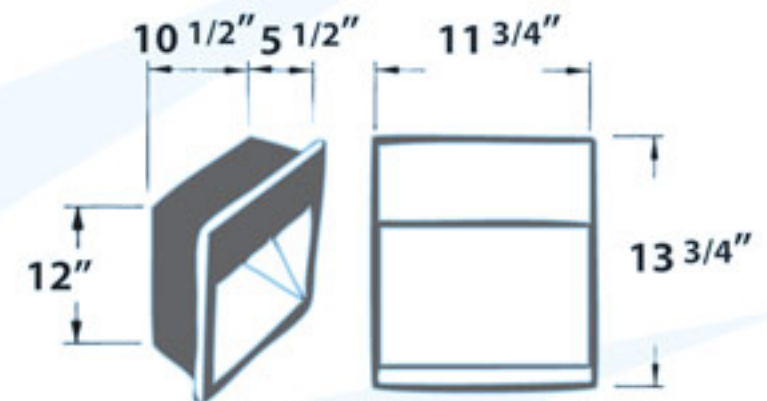
LAMP: TO SPECIFY LAMP OPTIONS  
PLEASE CHOOSE FROM DESCRIPTION BELOW

CLEAR, HEAT RESISTANT, TEMPERED GLASS

ETL APPROVED

AVAILABLE COLOR: BLACK

DSL1101	70W MH	120V
DSL1102	150W MH	120V



## DSL1115

RECESSED BRICK, STEP AND WALL LIGHT  
MATERIAL: POWDER COATED CAST ALUMINUM

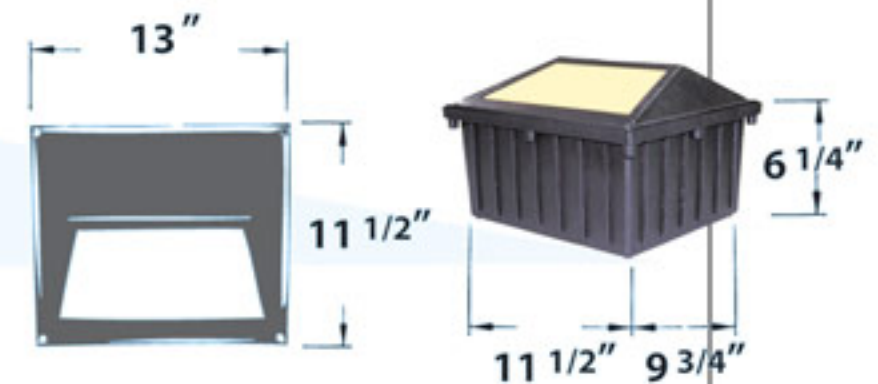
LAMP: TO SPECIFY LAMP OPTIONS  
PLEASE CHOOSE FROM DESCRIPTION BELOW

CLEAR, HEAT RESISTANT, TEMPERED GLASS

ETL APPROVED

AVAILABLE COLOR: BLACK

DSL1115	70W MH	120V
DSL1116	150W MH	120V







120<sub>v</sub>

12<sub>v</sub>



**PHOTO-  
CELL &  
TIMER**


## LVT150

LOW VOLTAGE TRANSFORMER  
MATERIAL: POWDER COATED CAST ALUMINUM  
MANUAL PHOTO CELL AND TIMER  
WATTAGE: 150W,  
PRIMARY VOLTAGE: 120V  
SECONDARY VOLTAGE: 12V  
TERMINALS: ONE TAP [1x150W]  
WIRING: 6 FT. POWER CORD INCLUDED  
SUITABLE FOR OUTDOOR USE ONLY  
UL LISTED  
AVAILABLE COLOR: BLACK




## LVT300-SS

LOW VOLTAGE TRANSFORMER  
MATERIAL: STAINLESS STEEL  
DIGITAL PHOTO CELL AND TIMER  
WATTAGE: 300W  
PRIMARY VOLTAGE: 120V  
SECONDARY VOLTAGE: 12V  
TERMINALS: ONE TAP [1x300W]  
WIRING: 6 FT. POWER CORD INCLUDED  
SUITABLE FOR OUTDOOR USE ONLY  
UL LISTED  
AVAILABLE FINISH: POLISHED STAINLESS STEEL




## LVT500-SS

LOW VOLTAGE TRANSFORMER  
MATERIAL: STAINLESS STEEL  
DIGITAL PHOTO CELL AND TIMER  
WATTAGE: 500W  
PRIMARY VOLTAGE: 120V  
SECONDARY VOLTAGE: 12V  
TERMINALS: 2 TAPS [1x200W + 1x300W]  
WIRING: 6 FT. POWER CORD INCLUDED  
SUITABLE FOR OUTDOOR USE ONLY  
UL LISTED  
AVAILABLE FINISH: POLISHED STAINLESS STEEL



DO NOT EXCEED 80% OF TRANSFORMER CAPACITY





## LVT700-SS


LOW VOLTAGE TRANSFORMER  
 MATERIAL: STAINLESS STEEL  
 DIGITAL PHOTO CELL AND TIMER  
 WATTAGE: 700W  
 PRIMARY VOLTAGE: 120V  
 SECONDARY VOLTAGE: 12V  
 TERMINALS: THREE TAPS [2x200W + 1x300W]  
 WIRING: 6 FT. POWER CORD INCLUDED  
 SUITABLE FOR OUTDOOR USE ONLY  
 UL LISTED  
 AVAILABLE FINISH: POLISHED STAINLESS STEEL

  
**PHOTO-  
 CELL &  
 TIMER**



## LVT700-B

LOW VOLTAGE TRANSFORMER  
 MATERIAL: POWDER COATED ALUMINUM  
 DIGITAL PHOTO CELL AND TIMER  
 WATTAGE: 700W  
 PRIMARY VOLTAGE: 120V  
 SECONDARY VOLTAGE: 12V  
 TERMINALS: THREE TAPS [2x200W + 1x300W]  
 WIRING: 6 FT. POWER CORD INCLUDED  
 SUITABLE FOR OUTDOOR USE ONLY  
 UL LISTED  
 AVAILABLE COLOR: BLACK



## LVT900-SS

LOW VOLTAGE TRANSFORMER  
 MATERIAL: STAINLESS STEEL  
 DIGITAL PHOTO CELL AND TIMER  
 WATTAGE: 900W  
 PRIMARY VOLTAGE: 120V  
 SECONDARY VOLTAGE: 12V  
 TERMINALS: THREE TAPS [3x300W]  
 WIRING: 6 FT. POWER CORD INCLUDED  
 SUITABLE FOR OUTDOOR USE ONLY  
 UL LISTED  
 AVAILABLE FINISH: POLISHED STAINLESS STEEL

DO NOT EXCEED 80% OF TRANSFORMER CAPACITY








## LVT900-B

LOW VOLTAGE TRANSFORMER  
 MATERIAL: POWDER COATED CAST ALUMINUM  
 DIGITAL PHOTO CELL AND TIMER  
 WATTAGE: 900W  
 PRIMARY VOLTAGE: 120V  
 SECONDARY VOLTAGE: 12V  
 TERMINALS: THREE TAPS (3x300W)  
 WIRING: 6 FT. POWER CORD INCLUDED  
 SUITABLE FOR OUTDOOR USE ONLY  
 UL LISTED  
 AVAILABLE FINISH: POWDER COATED BLACK




## LVT125

LOW VOLTAGE ELECTRONIC TRANSFORMER  
 MATERIAL: ALUMINUM  
 NO PHOTO CELL, NO TIMER  
 WATTAGE: 125W  
 PRIMARY VOLTAGE: 120V  
 SECONDARY VOLTAGE: 12V  
 SUITABLE FOR INDOOR AND OUTDOOR USE  
 UL LISTED  
 AVAILABLE FINISH: POLISHED ALUMINUM




## LVT300-A-SS

LOW VOLTAGE TRANSFORMER  
 MATERIAL: STAINLESS STEEL  
 NO PHOTO CELL, NO TIMER  
 WATTAGE: 300W  
 PRIMARY VOLTAGE: 120V  
 SECONDARY VOLTAGE: 12V  
 TERMINALS: ONE TAP (1x300W)  
 WIRING: 6' POWER CORD INCLUDED  
 SUITABLE FOR INDOOR AND OUTDOOR USE  
 UL LISTED  
 AVAILABLE FINISH: POLISHED STAINLESS STEEL



DO NOT EXCEED 80% OF TRANSFORMER CAPACITY





## LVT500-A-SS

LOW VOLTAGE TRANSFORMER

MATERIAL: STAINLESS STEEL

NO PHOTO CELL, NO TIMER

WATTAGE: 500W

PRIMARY VOLTAGE: 120V

SECONDARY VOLTAGE: 12V


TERMINALS: TWO TAPS [1x200W + 1x300W]

WIRING: 6 FT. POWER CORD INCLUDED

SUITABLE FOR INDOOR AND OUTDOOR USE

UL LISTED

AVAILABLE FINISH: POLISHED STAINLESS STEEL



## LVT700-A-SS

LOW VOLTAGE TRANSFORMER

MATERIAL: STAINLESS STEEL

NO PHOTO CELL, NO TIMER

WATTAGE: 700W

PRIMARY VOLTAGE: 120V

SECONDARY VOLTAGE: 12V


TERMINALS: THREE TAPS [1x300W + 2x200W]

WIRING: 6 FT. POWER CORD INCLUDED

SUITABLE FOR INDOOR AND OUTDOOR USE

UL LISTED

AVAILABLE FINISH: POLISHED STAINLESS STEEL



## LVT900-A-SS

LOW VOLTAGE TRANSFORMER

MATERIAL: STAINLESS STEEL

NO PHOTO CELL, NO TIMER

WATTAGE: 900W

PRIMARY VOLTAGE: 120V

SECONDARY VOLTAGE: 12V

TERMINALS: THREE TAPS [3x300W]

WIRING: 6 FT. POWER CORD INCLUDED

SUITABLE FOR INDOOR AND OUTDOOR USE

UL LISTED

AVAILABLE FINISH: POLISHED STAINLESS STEEL


DO NOT EXCEED 80% OF TRANSFORMER CAPACITY





## LV600-MT-SS

LOW VOLTAGE MULTI-TAP TRANSFORMER  
 MATERIAL: STAINLESS STEEL  
 DIGITAL PHOTO CELL AND TIMER  
 WATTAGE: 600W  
 PRIMARY VOLTAGE: 120V  
 SECONDARY VOLTAGE: 12V, 13V, 14V, 15V  
 TERMINALS: TWO TAPS [2x300W]  
 WIRING: 6 FT. POWER CORD INCLUDED  
 SUITABLE FOR OUTDOOR USE ONLY  
 UL LISTED  
 AVAILABLE FINISH: POLISHED STAINLESS STEEL



## LV900-MT-SS

LOW VOLTAGE MULTI-TAP TRANSFORMER  
 MATERIAL: STAINLESS STEEL  
 DIGITAL PHOTO CELL AND TIMER  
 WATTAGE: 900W  
 PRIMARY VOLTAGE: 120V  
 SECONDARY VOLTAGE: 12V, 13V, 14V, 15V  
 TERMINALS: THREE TAPS [3x300W]  
 WIRING: 6 FT. POWER CORD INCLUDED  
 SUITABLE FOR OUTDOOR USE ONLY  
 UL LISTED  
 AVAILABLE FINISH: POLISHED STAINLESS STEEL



DO NOT EXCEED 80% OF TRANSFORMER CAPACITY







lights

120v



**STAINLESS  
STEEL  
FIXTURES**

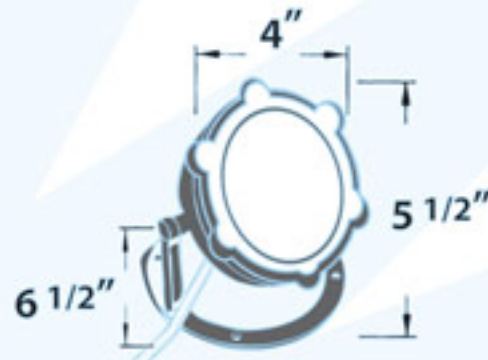
**12<sub>v</sub>**

## LV308-SS

POND AND FOUNTAIN UNDERWATER LIGHT  
MATERIAL: STAINLESS STEEL  
LAMP: PAR36 12V 35W [50W MAX.] LAMP INCLUDED  
CLEAR, HEAT RESISTANT, TEMPERED GLASS  
ADJUSTABLE BASE  
21 FT. CORD INCLUDED

[PRE-WIRED WITH UL LISTED UNDERWATER CABLE]  
ETL APPROVAL PENDING

AVAILABLE FINISH: STAINLESS STEEL



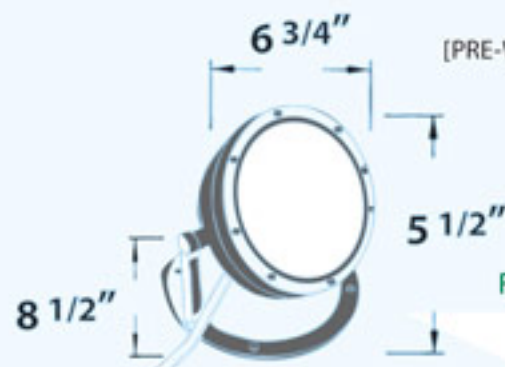
## LV302-SS

POND AND FOUNTAIN UNDERWATER LIGHT  
MATERIAL: STAINLESS STEEL  
LAMP: PAR56 12V 100W [200W MAX.] LAMP INCLUDED  
NO LENS OPEN LAMP  
ADJUSTABLE BASE  
21 FT. CORD INCLUDED

[PRE-WIRED WITH UL LISTED UNDERWATER CABLE]  
ETL APPROVAL PENDING

AVAILABLE FINISH: STAINLESS STEEL

GRILL SOLD SEPARATELY  
FOR ADDER USE: P-GRL-LV302-SS



**BRASS  
FIXTURE**

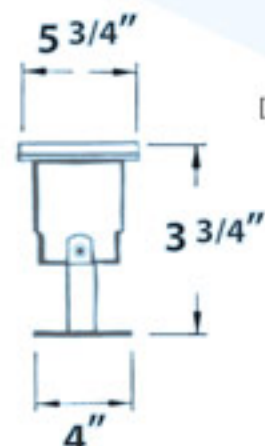
**12<sub>v</sub>**

## LV323-BS

POND AND FOUNTAIN UNDERWATER LIGHT  
MATERIAL: BRASS  
LAMP: MR16 12V 20W [50W MAX.] INCLUDED  
CLEAR, HEAT RESISTANT, TEMPERED GLASS  
ADJUSTABLE BASE  
21 FT. CORD INCLUDED


[PRE-WIRED WITH UL LISTED UNDERWATER CABLE]  
ETL APPROVAL PENDING

AVAILABLE FINISH: POLISHED BRASS



REMOTE 12 VOLT TRANSFORMER NOT INCLUDED [SEE PG. 91]





## LV308-BS

POND AND FOUNTAIN UNDERWATER LIGHT

MATERIAL: BRASS

LAMP: PAR36 12V 35W [50W MAX.] LAMP INCLUDED

CLEAR, HEAT RESISTANT, TEMPERED GLASS

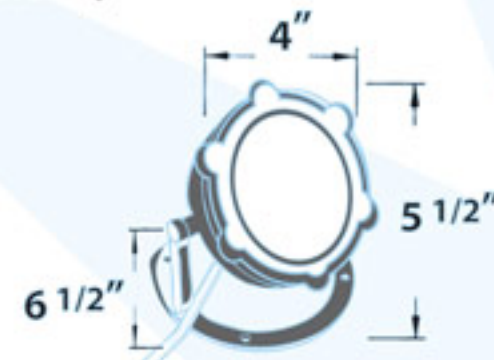
ADJUSTABLE BASE

21 FT. CORD INCLUDED

[PRE-WIRED WITH UL LISTED UNDERWATER CABLE]

ETL APPROVAL PENDING

AVAILABLE FINISH: BRASS



12<sup>v</sup>

**BRASS  
FIXTURES**



## LV302-BS

POND AND FOUNTAIN UNDERWATER LIGHT

MATERIAL: BRASS

LAMP: PAR56 12V 100W [200W MAX.] LAMP INCLUDED

NO LENS OPEN LAMP

ADJUSTABLE BASE

21 FT. CORD INCLUDED

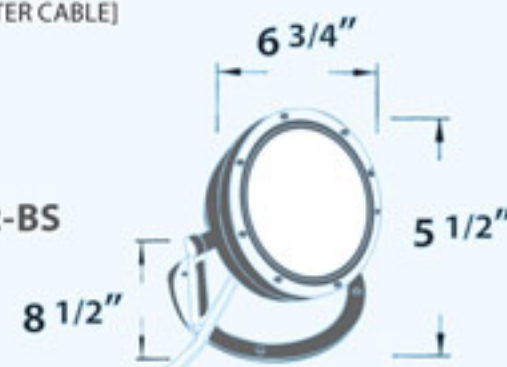
[PRE-WIRED WITH UL LISTED UNDERWATER CABLE]

ETL APPROVAL PENDING

AVAILABLE FINISH: BRASS

GRILL SOLD SEPARATELY

FOR ADDER USE: P-GRL-LV302-BS



12<sup>v</sup>

**PBT  
FIXTURE**



## LV341

POND AND FOUNTAIN UNDERWATER LIGHT

MATERIAL: POLYBUTYLENE TEREPHTHALATE

LAMP: JC 12V 20W [35W MAX.] LAMP INCLUDED

CLEAR, HEAT RESISTANT, TEMPERED GLASS

STAINLESS STEEL ADJUSTABLE BASE

21 FT. CORD INCLUDED

[PRE-WIRED WITH UL LISTED UNDERWATER CABLE]

ETL APPROVAL PENDING

AVAILABLE FINISH: BLACK



REMOTE 12 VOLT TRANSFORMER NOT INCLUDED [SEE PG. 91]

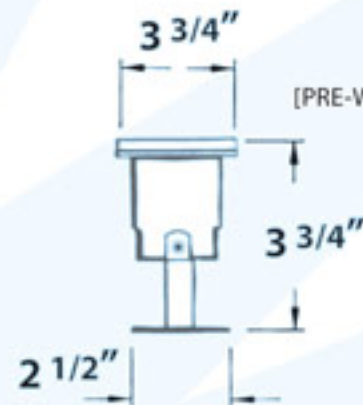


**FIBER-GLASS  
FIXTURES**

**12<sub>v</sub>**

## FG313

POND AND FOUNTAIN UNDERWATER LIGHT  
MATERIAL: FIBERGLASS  
LAMP: MR16 12V 20W [35W MAX.] LAMP INCLUDED  
CLEAR, HEAT RESISTANT, TEMPERED GLASS  
ADJUSTABLE U-SHAPED BRACKET  
STAINLESS STEEL BASE  
21 FT. CORD INCLUDED

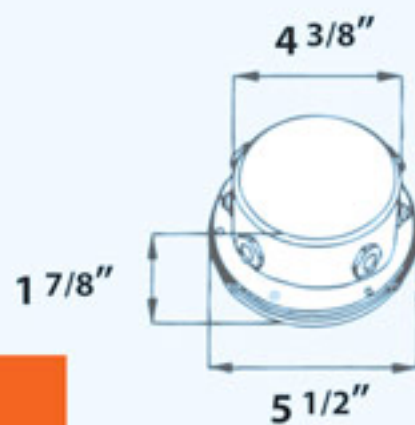


ETL APPROVAL PENDING  
AVAILABLE FINISH: BRONZE



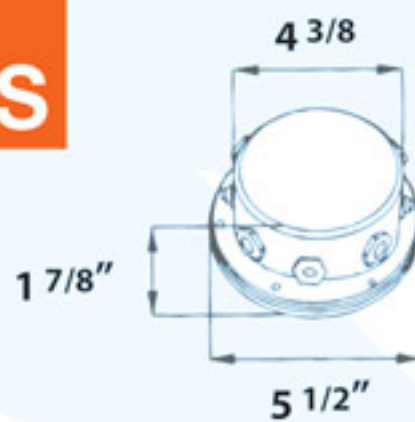
## UNDERWATER JUNCTION BOXES

**BRASS**



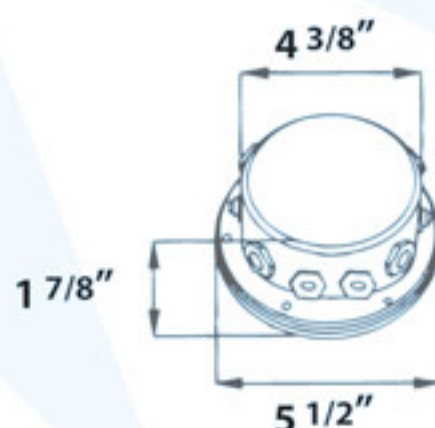
### UWB-6

UNDERWATER JUNCTION BOX  
MATERIAL: BRASS  
6-WAY CONNECTION:  
[1 FOR POWER, 5 FOR LIGHTS]  
AVAILABLE FINISH: POLISHED BRASS



### UWB-8

UNDERWATER JUNCTION BOX  
MATERIAL: BRASS  
8-WAY CONNECTION:  
[1 FOR POWER, 7 FOR LIGHTS]  
AVAILABLE FINISH: POLISHED BRASS

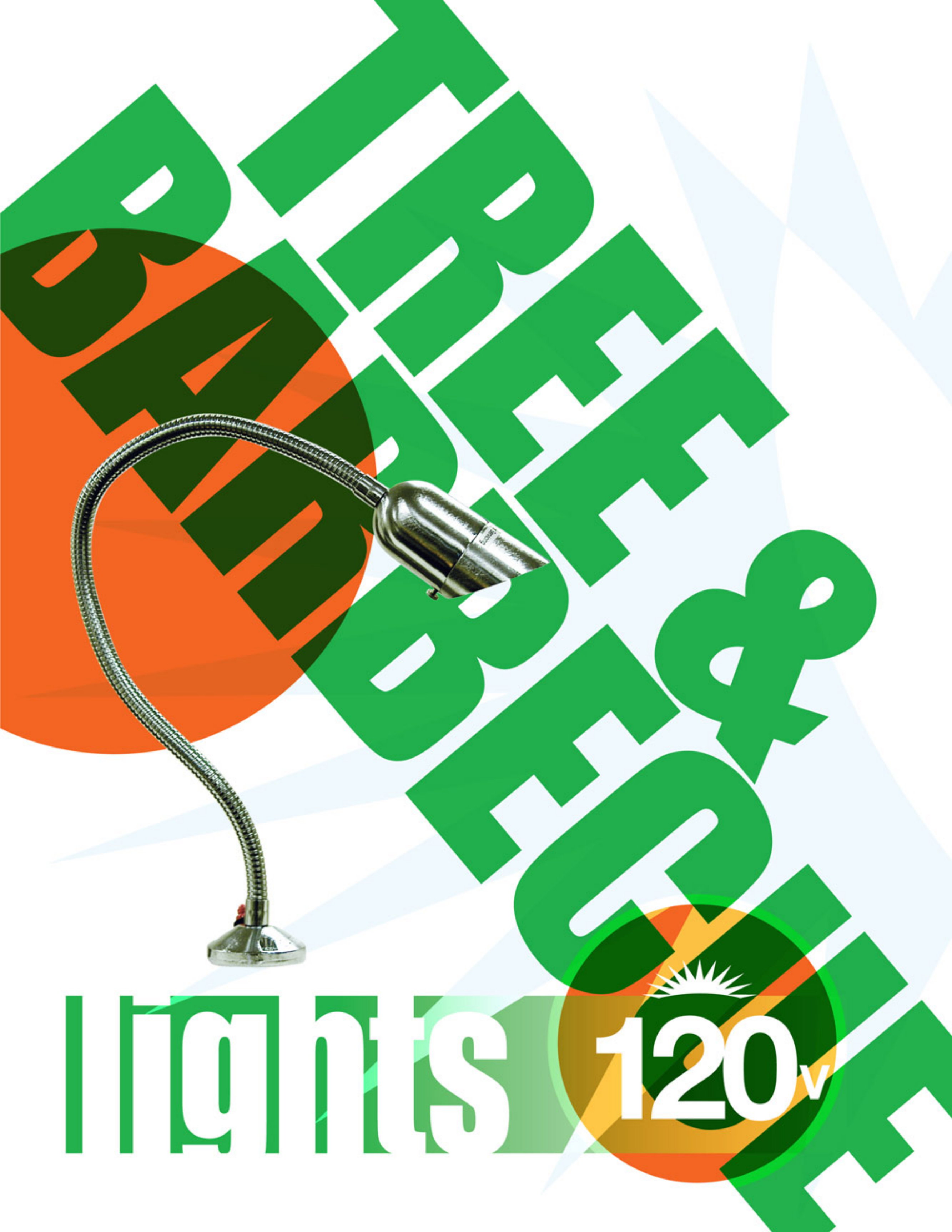


### UWB-10

UNDERWATER JUNCTION BOX  
MATERIAL: BRASS  
10-WAY CONNECTION:  
[1 FOR POWER, 9 FOR LIGHTS]  
AVAILABLE FINISH: POLISHED BRASS







lights

120v





12<sup>v</sup>

## LV304

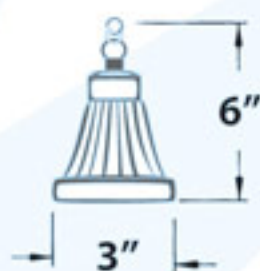
TREE LIGHT

MATERIAL: POWDER COATED CAST ALUMINUM  
LAMP: MR16 12V 20W [50W MAX.] LAMP INCLUDED  
CLEAR, HEAT RESISTANT, TEMPERED GLASS  
CHAIN AND WIRE/CABLE INCLUDED

[PRE-WIRED WITH UL LISTED DIRECT BURIAL WIRE/CABLE]

ETL APPROVED

AVAILABLE COLOR:  
BLACK, GREEN, VERDE GREEN



## LV403

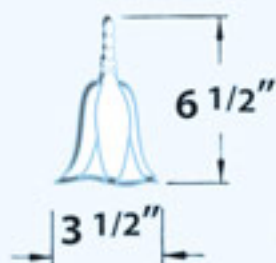
TREE LIGHT

MATERIAL: POWDER COATED CAST ALUMINUM  
LAMP: 1156/93 SC 12V 21W MAX. LAMP INCLUDED  
NO LENS, OPEN LAMP  
CHAIN AND WIRE/CABLE INCLUDED

[PRE-WIRED WITH UL LISTED DIRECT BURIAL WIRE/CABLE]

ETL APPROVED

AVAILABLE COLOR:  
BLACK, GREEN, VERDE GREEN



## LV-50-SS

## BARBECUE LIGHT

BARBECUE AREA LIGHT

MATERIAL: CAST ALUMINUM  
ON/OFF SWITCH  
LAMP: MR16 12V 20W [35W MAX.] LAMP INCLUDED  
CLEAR, HEAT RESISTANT, TEMPERED GLASS

[PRE-WIRED WITH UL LISTED DIRECT BURIAL WIRE/CABLE]

ETL APPROVED


AVAILABLE COLOR:  
ELECTROPLATED STAINLESS STEEL



REMOTE 12 VOLT TRANSFORMER NOT INCLUDED [SEE PG. 91]







lights



# LED PATH LIGHTS

12<sub>v</sub>

**CAST  
ALUMINUM  
FIXTURES**

## LV-LED7

ACCENT PATH, WALKWAY AND AREA LIGHT

MATERIAL: CAST ALUMINUM

CAST ALUMINUM SPIKE INCLUDED

LAMP: 12 LEDS 12V 5W

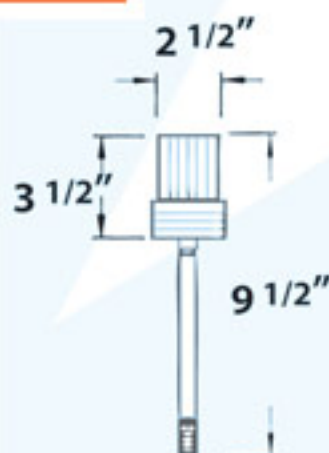
LAMP COLOR: CLEAR, RED, BLUE, GREEN

SOLID CRYSTAL TOP

[PRE-WIRED WITH UL LISTED DIRECT BURIAL WIRE/CABLE]

ETL APPROVAL PENDING

AVAILABLE COLOR: GREY



**SOLAR  
POWERED**

## LV-LED01

ROAD SAFETY, PATH AND WALKWAY LIGHT

MATERIAL: CAST ALUMINUM

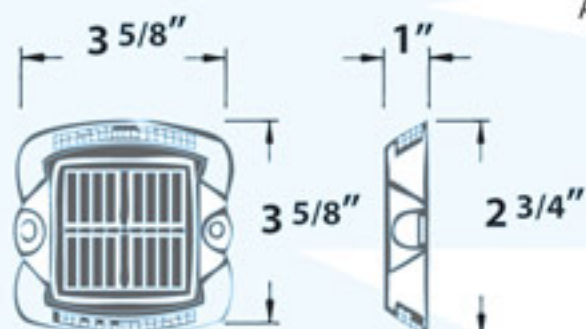
LAMP: SOLAR POWERED LED

CLEAR, HEAT RESISTANT PLASTIC LENS

AVAILABLE LAMP COLOR: WHITE

ETL APPROVAL PENDING

AVAILABLE COLOR: GREY



**LED  
WELL LIGHT**

## LV-LED55

IN-GROUND DRIVE OVER BRICK LIGHT

MATERIAL: RATED DRIVE OVER GLASS

LAMP: LED 12V 4W LAMP INCLUDED

LAMP COLOR: MULTICOLORED


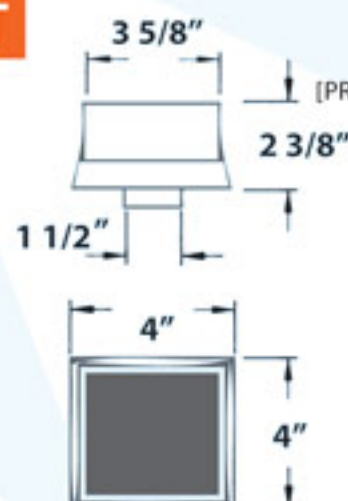
[PRE-WIRED WITH UL LISTED DIRECT BURIAL WIRE/CABLE]

ETL APPROVAL PENDING

AVAILABLE FINISH: FROSTED GLASS

ACCESSORIES REQUIRED/SOLD SEPARATELY

25W TRANSFORMER W/CONTROLLER: LVT25



**LVT25**

REMOTE 12 VOLT TRANSFORMER NOT INCLUDED [SEE PG. 91]



# LED ROPE LIGHTS

120v

## LV-LED1

ACCENT FLAT ROPE LIGHT

MATERIAL: CLEAR FLEXIBLE PLASTIC

LAMP: FOUR STRANDS @ 144 LEDs PER 39.5" OF ROPE

MOUNTING: PLASTIC SUPPORT CLIPS NOT INCLUDED

AVAILABLE LAMP COLOR:

MULTICOLORED, RED, BLUE, GREEN, YELLOW

ACCESSORIES REQUIRED/SOLD SEPARATELY:

POWER CONNECTOR  
REMOTE CONTROLLER  
FOR USE WITH  
MULTI-COLORED ROPE ONLY  
SPlice CONNECTOR  
END CAP  
PLASTIC MOUNTING  
SUPPORT CLIP

P-LED1/PWRCON

P-LED-CON-MF


P-LED-CON

P-LED1/END

P-LED1/CLIP



P-LED1/PWRCON



P-LED-CON-MF




P-LED-CON



P-LED1/CLIP



P-LED1/END



## LV-LED5

ACCENT ROUND ROPE LIGHT

MATERIAL: CLEAR FLEXIBLE PLASTIC

LAMP: ONE STRAND @ 36 LEDs PER 39.5" OF ROPE

MOUNTING: PLASTIC SUPPORT CLIPS NOT INCLUDED

AVAILABLE LAMP COLOR: WHITE, RED, BLUE, GREEN

ACCESSORIES REQUIRED/SOLD SEPARATELY:

POWER CONNECTOR  
SPlice CONNECTOR  
END CAP  
PLASTIC MOUNTING  
SUPPORT CLIP

P-LED5/PWRCON

P-LED5/INLINE

P-LED5/END

P-LED5/CLIP



P-LED5/PWRCON



P-LED5/CLIP



P-LED5/END



P-LED5/INLINE





# LED STEP LIGHTS

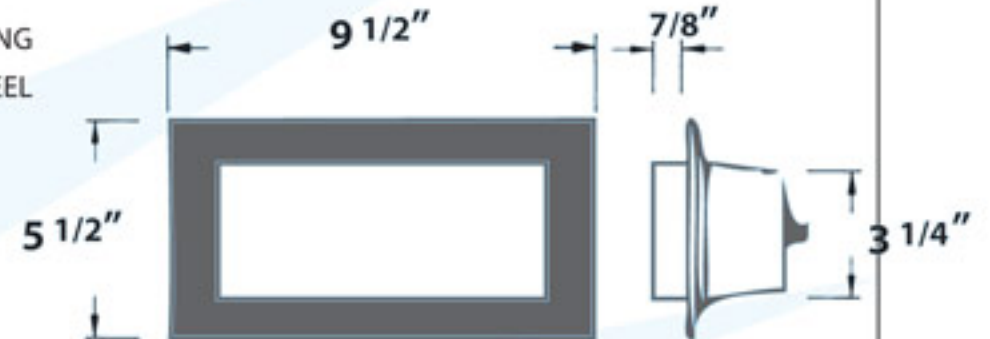



## LV-LED65

RECESSED BRICK, STEP AND WALL LIGHT  
MATERIAL: CAST ALUMINUM  
LAMP: 36 LEDS 12V 6W LAMP INCLUDED  
CRYSTAL LENS  
LAMP COLOR: WHITE, RED, GREEN, BLUE

[PRE-WIRED WITH UL LISTED DIRECT BURIAL WIRE/CABLE]

ETL APPROVAL PENDING  
AVAILABLE COLOR: STAINLESS STEEL

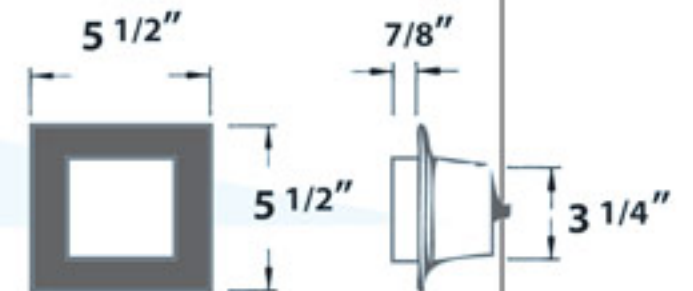



## LV-LED60

RECESSED BRICK, STEP AND WALL LIGHT  
MATERIAL: CAST ALUMINUM  
LAMP: 25 LEDS 12V 3W LAMP INCLUDED  
CRYSTAL LENS  
LAMP COLOR: WHITE, RED, GREEN, BLUE

[PRE-WIRED WITH UL LISTED DIRECT BURIAL WIRE/CABLE]

ETL APPROVAL PENDING  
AVAILABLE COLOR: STAINLESS STEEL




## LV-LED20

RECESSED BRICK, STEP AND WALL LIGHT  
MATERIAL: CAST ALUMINUM  
LAMP: 14 LEDS 12V 5W LAMP INCLUDED  
CLEAR, HEAT RESISTANT TEMPERED GLASS  
LAMP COLOR: WHITE, RED, GREEN, BLUE

[PRE-WIRED WITH UL LISTED DIRECT BURIAL WIRE/CABLE]

ETL APPROVAL PENDING  
AVAILABLE COLOR: GREY



REMOTE 12 VOLT TRANSFORMER NOT INCLUDED [SEE PG. 91]





12<sup>v</sup>

**BRASS  
FIXTURE**

## LV-LED612

RECESSED BRICK, STEP AND WALL LIGHT

MATERIAL: BRASS

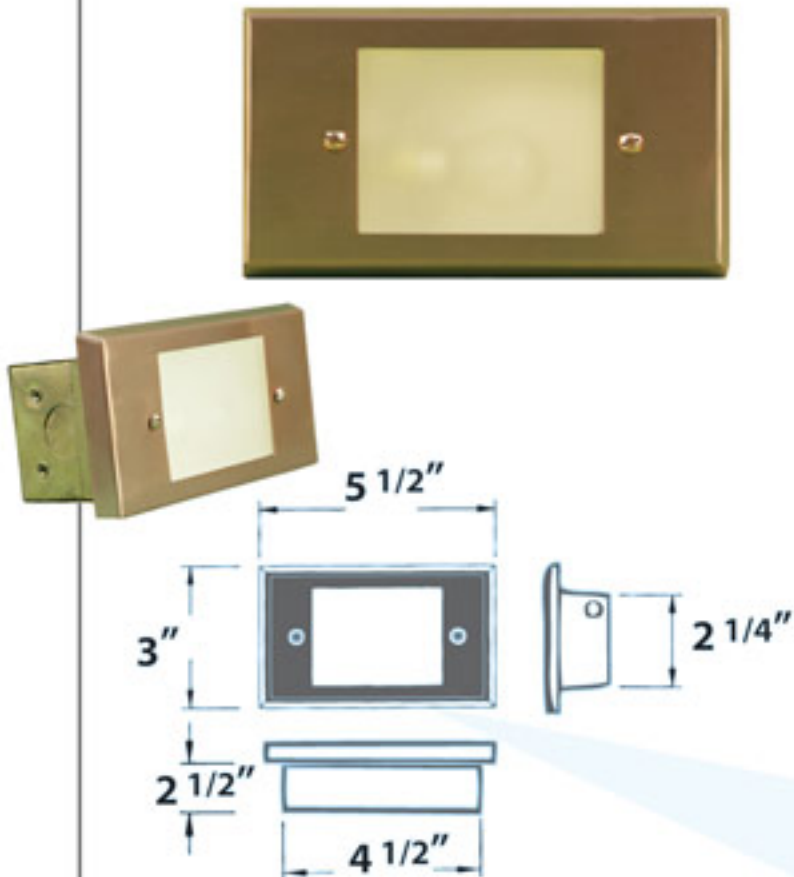
LAMP: 12 LEDS 12V 0.7W LAMP INCLUDED

FROSTED, HEAT RESISTANT, TEMPERED GLASS

[PRE-WIRED WITH UL LISTED DIRECT BURIAL WIRE/CABLE]

ETL APPROVAL PENDING

AVAILABLE FINISH: ANTIQUE BRASS, ANTIQUE BRONZE,  
COPPER, BLACK, WHITE, VERDE GREEN



## LV-LED614

RECESSED BRICK, STEP AND WALL LIGHT

MATERIAL: BRASS

LAMP: 30 LEDS 12V 1.8W LAMP INCLUDED

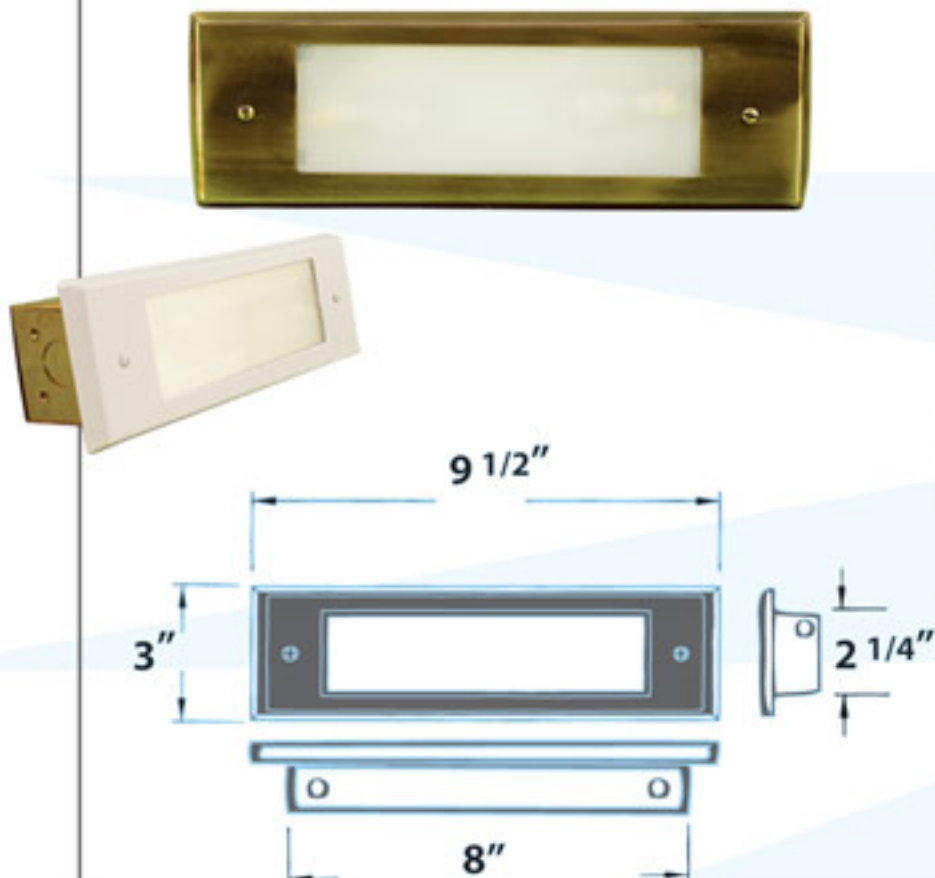
FROSTED, HEAT RESISTANT, TEMPERED GLASS

[PRE-WIRED WITH UL LISTED DIRECT BURIAL WIRE/CABLE]

ETL APPROVAL PENDING

AVAILABLE FINISH:

ANTIQU BRASS, ANTIQU BRONZE,  
COPPER, BLACK, WHITE, VERDE GREEN



## LV-LED650

RECESSED BRICK, STEP AND WALL LIGHT

MATERIAL: POWDER COATED CAST ALUMINUM

LAMP: 48 LEDS 12V 5W LAMP INCLUDED

FROSTED, HEAT RESISTANT, TEMPERED GLASS

[PRE-WIRED WITH UL LISTED DIRECT BURIAL WIRE/CABLE]

ETL APPROVAL PENDING

AVAILABLE COLOR: BLACK, WHITE, BRONZE,  
ELECTROPLATED ANTIQU COPPER, VERDE GREEN



REMOTE 12 VOLT TRANSFORMER NOT INCLUDED [SEE PG. 91]





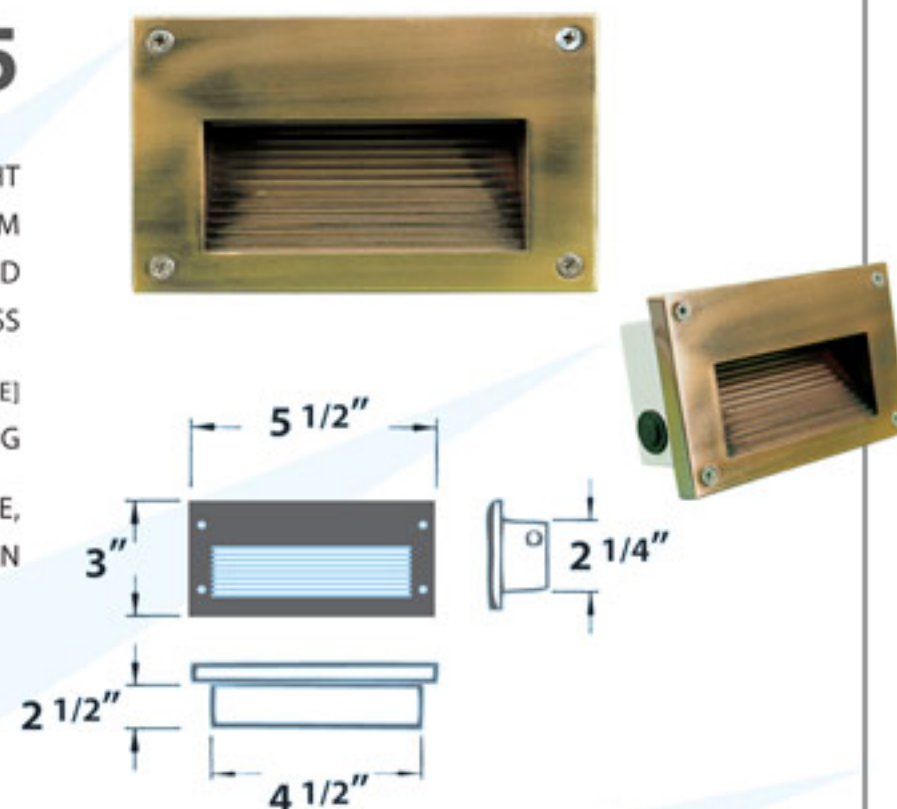


## LV-LED655

RECESSED BRICK, STEP AND WALL LIGHT  
 MATERIAL: POWDER COATED CAST ALUMINUM  
 LAMP: 18 LEDS 12V 1.8W LAMP INCLUDED  
 CLEAR, HEAT RESISTANT, TEMPERED GLASS

[PRE-WIRED WITH UL LISTED DIRECT BURIAL WIRE/CABLE]  
 ETL APPROVAL PENDING

AVAILABLE COLOR: BLACK, WHITE, BRONZE,  
 ELECTROPLATED ANTIQUE COPPER, VERDE GREEN




## LV-LED670

RECESSED BRICK, STEP AND WALL LIGHT  
 MATERIAL: POWDER COATED CAST ALUMINUM  
 LAMP: 12 LEDS 12V 1.5W LAMP INCLUDED  
 CLEAR, HEAT RESISTANT, TEMPERED GLASS

[PRE-WIRED WITH UL LISTED DIRECT BURIAL WIRE/CABLE]  
 ETL APPROVAL PENDING

AVAILABLE COLOR: BLACK, WHITE, BRONZE,  
 ELECTROPLATED ANTIQUE COPPER, VERDE GREEN

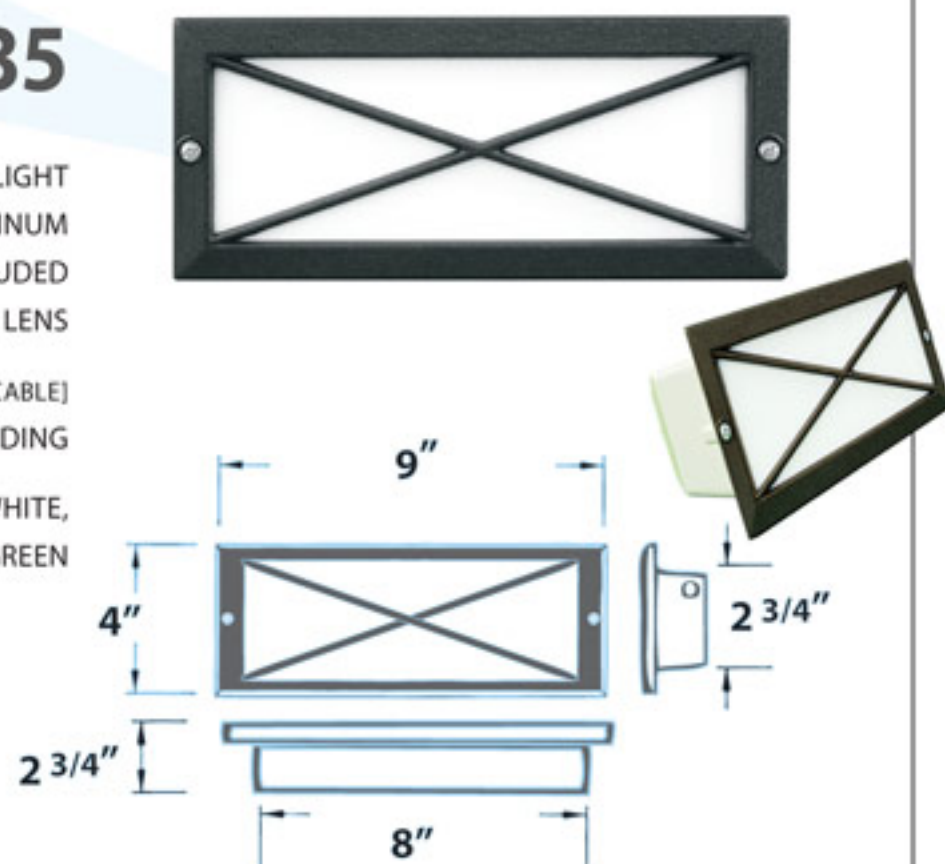


## LV-LED635

RECESSED BRICK, STEP AND WALL LIGHT  
 MATERIAL: POWDER COATED CAST ALUMINUM  
 LAMP: 30 LEDS 12V 1.8W LAMP INCLUDED  
 WHITE PLASTIC, HEAT RESISTANT LENS

[PRE-WIRED WITH UL LISTED DIRECT BURIAL WIRE/CABLE]  
 ETL APPROVAL PENDING


AVAILABLE COLOR: BLACK, WHITE,  
 BRONZE, VERDE GREEN





12<sub>v</sub>

**CAST  
ALUMINUM  
FIXTURES**

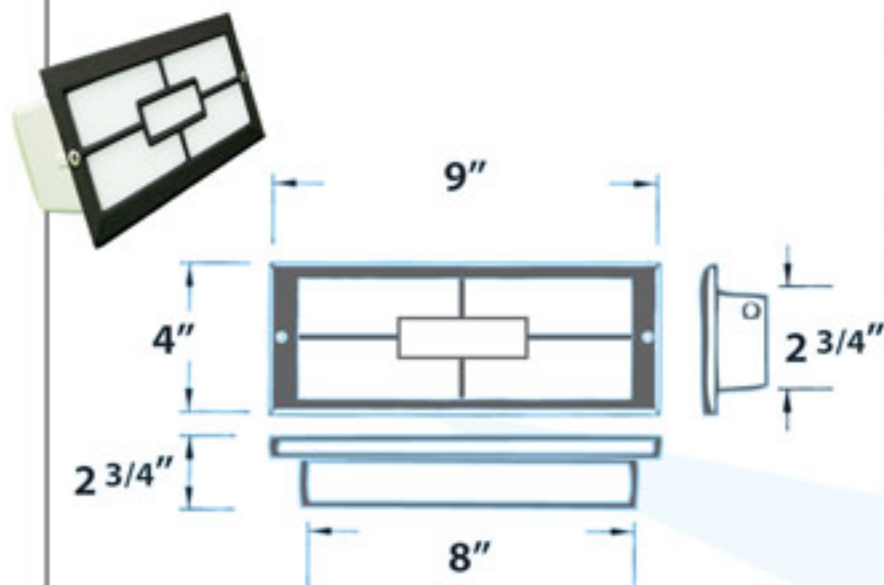


## LV-LED636

RECESSED BRICK, STEP AND WALL LIGHT  
MATERIAL: POWDER COATED CAST ALUMINUM  
LAMP: 30 LEDS 12V 1.8W LAMP INCLUDED  
WHITE PLASTIC, HEAT RESISTANT LENS

[PRE-WIRED WITH UL LISTED DIRECT BURIAL WIRE/CABLE]  
ETL APPROVAL PENDING

AVAILABLE COLOR:  
BLACK, WHITE, BRONZE, VERDE GREEN

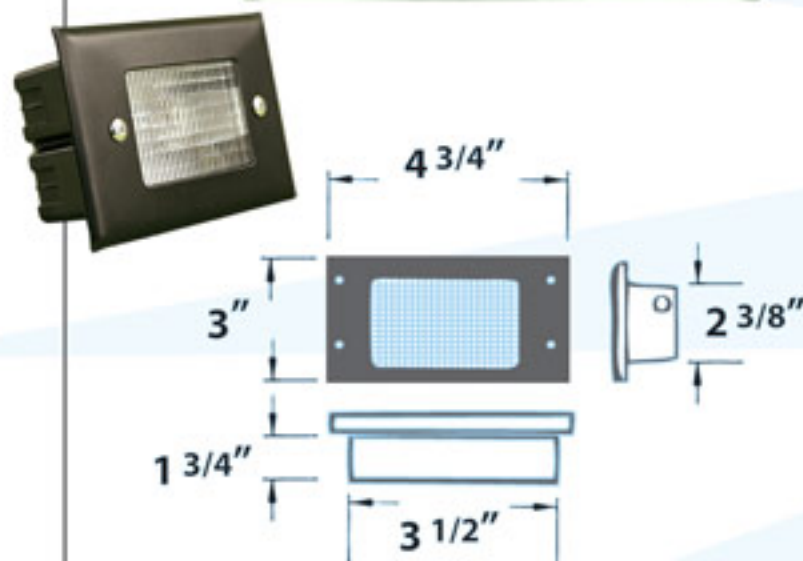


## LV-LED604

RECESSED BRICK, STEP AND WALL LIGHT  
MATERIAL: POWDER COATED CAST ALUMINUM  
LAMP: 12 LEDS 12V 0.7W LAMP INCLUDED  
CLEAR PLASTIC, HEAT RESISTANT LENS

[PRE-WIRED WITH UL LISTED DIRECT BURIAL WIRE/CABLE]  
ETL APPROVAL PENDING

AVAILABLE COLOR:  
BLACK, WHITE, BRONZE, VERDE GREEN



## LV-LED702

RECESSED BRICK, STEP AND WALL LIGHT  
MATERIAL: POWDER COATED CAST ALUMINUM  
LAMP: 12 LEDS 12V 0.7W LAMP INCLUDED  
FROSTED, HEAT RESISTANT, TEMPERED GLASS

[PRE-WIRED WITH UL LISTED DIRECT BURIAL WIRE/CABLE]  
ETL APPROVAL PENDING

AVAILABLE COLOR:  
BLACK, WHITE, BRONZE, VERDE GREEN





# LED WELL LIGHTS

12V

**ZINC  
ALLOY  
FIXTURES**

## LV309

IN-GROUND WELL LIGHT

MATERIAL: ZINC ALLOY WITH SLEEVE

LAMP: 6 LEDS 12V 0.6W LAMP INCLUDED

LAMP COLOR: WHITE, GREEN, YELLOW, BLUE, RED  
CLEAR, HEAT RESISTANT, TEMPERED GLASS

[PRE-WIRED WITH UL LISTED DIRECT BURIAL WIRE/CABLE]

ETL APPROVED

AVAILABLE FINISH: ZINC ALLOY



12V

**STAINLESS  
STEEL  
FIXTURES**

## LV-LED310

IN-GROUND WELL LIGHT

MATERIAL: STAINLESS STEEL WITH PVC SLEEVE

LAMP: MR16 20 LEDS 12V 1.5W LAMP INCLUDED

CLEAR, HEAT RESISTANT, TEMPERED GLASS

[PRE-WIRED WITH UL LISTED DIRECT BURIAL WIRE/CABLE]

ETL APPROVAL PENDING

AVAILABLE FINISH: STAINLESS STEEL



## LV-LED311

IN-GROUND WELL LIGHT

MATERIAL: STAINLESS STEEL WITH PVC SLEEVE

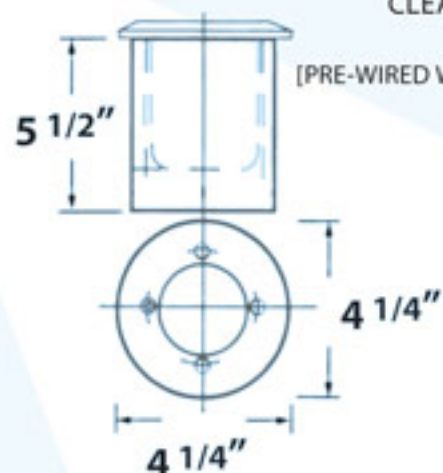
LAMP: MR16 20 LEDS 12V 1.5W LAMP INCLUDED

CLEAR, HEAT RESISTANT, TEMPERED GLASS

[PRE-WIRED WITH UL LISTED DIRECT BURIAL WIRE/CABLE]

ETL APPROVAL PENDING

AVAILABLE FINISH: STAINLESS STEEL







## LV-LED314

IN-GROUND WELL LIGHT

MATERIAL: POWDER COATED CAST ALUMINUM BODY  
WITH PVC SLEEVE AND STAINLESS STEEL TOP

LAMP: MR16 20 LEDS 12V 1.5W LAMP INCLUDED

ADJUSTABLE MR16 BRACKET

CLEAR, HEAT RESISTANT, TEMPERED GLASS

[PRE-WIRED WITH UL LISTED DIRECT BURIAL WIRE/CABLE]

ETL APPROVAL PENDING

AVAILABLE FINISH: STAINLESS STEEL



STAINLESS  
STEEL  
FIXTURE



## LV-LED25

IN-GROUND WELL LIGHT

MATERIAL: BRASS

LAMP: MR16 20 LEDS 12V 1.5W LAMP INCLUDED

CLEAR, HEAT RESISTANT, TEMPERED GLASS

[PRE-WIRED WITH UL LISTED DIRECT BURIAL WIRE/CABLE]

ETL APPROVAL PENDING

AVAILABLE FINISH: BRASS, ANTIQUE BRONZE



BRASS  
FIXTURE



## FG-LED318

IN-GROUND WELL LIGHT

MATERIAL: FIBERGLASS

LAMP: MR16 20 LEDS 12V 1.5W LAMP INCLUDED

CLEAR, HEAT RESISTANT, TEMPERED GLASS

[PRE-WIRED WITH UL LISTED DIRECT BURIAL WIRE/CABLE]

ETL APPROVAL PENDING

AVAILABLE COLOR: BRONZE



FIBER-  
GLASS  
FIXTURE



12<sub>v</sub>

**FIBER-GLASS  
FIXTURE**

## FG-LED316

IN-GROUND WELL LIGHT  
MATERIAL: FIBERGLASS  
LAMP: PAR36 60 LEDS 12V 4W LAMP INCLUDED  
ADJUSTABLE PAR36 BRACKET  
CLEAR, HEAT RESISTANT, TEMPERED GLASS  
[PRE-WIRED WITH UL LISTED DIRECT BURIAL WIRE/CABLE]  
ETL APPROVAL PENDING  
AVAILABLE FINISH: BRONZE



12<sub>v</sub>

**FIBER-GLASS  
BODY  
STAINLESS  
STEEL  
TOP  
FIXTURE**

## FG-LED319

IN-GROUND WELL LIGHT  
MATERIAL: FIBERGLASS BODY  
WITH STAINLESS STEEL TOP  
LAMP: MR16 20 LEDS 12V 1.5W LAMP INCLUDED  
CLEAR, HEAT RESISTANT, TEMPERED GLASS  
[PRE-WIRED WITH UL LISTED DIRECT BURIAL WIRE/CABLE]  
ETL APPROVAL PENDING  
AVAILABLE FINISH: STAINLESS STEEL

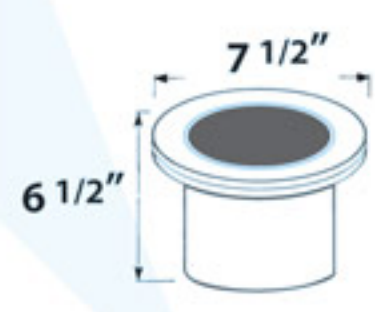


12<sub>v</sub>

**CAST  
ALUMINUM  
FIXTURE**

## LV-LED306

IN-GROUND WELL LIGHT  
MATERIAL: POWDER COATED CAST ALUMINUM  
WITH PVC SLEEVE  
LAMP: PAR36 60 LEDS 12V 4W LAMP INCLUDED  
ADJUSTABLE PAR36 BRACKET  
CLEAR, HEAT RESISTANT, TEMPERED GLASS  
[PRE-WIRED WITH UL LISTED DIRECT BURIAL WIRE/CABLE]  
ETL APPROVAL PENDING  
AVAILABLE COLOR:  
BLACK, BRONZE, GREEN, VERDE GREEN,  
ELECTROPLATED STAINLESS STEEL



REMOTE 12 VOLT TRANSFORMER NOT INCLUDED [SEE PG. 91]







## LV-LED301

IN-GROUND WELL LIGHT

MATERIAL: POWDER COATED CAST ALUMINUM  
WITH PVC SLEEVE

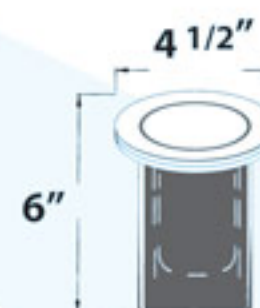
LAMP: MR16 20 LEDS 12V 1.5W LAMP INCLUDED  
CLEAR, HEAT RESISTANT, TEMPERED GLASS

[PRE-WIRED WITH UL LISTED DIRECT BURIAL WIRE/CABLE]

ETL APPROVAL PENDING

AVAILABLE COLOR:

BLACK, BRONZE, GREEN, VERDE GREEN



12<sub>v</sub>

**CAST  
ALUMINUM  
FIXTURE**

## LED SPOT lights



HEAVY DUTY GROUND SPIKE INCLUDED

## FG-LED233

DIRECTIONAL SPOT LIGHT

MATERIAL: FIBERGLASS

LAMP: MR16 20 LEDS 12V 1.5W LAMP INCLUDED

CLEAR, CONVEX, HEAT RESISTANT, TEMPERED GLASS

ADJUSTABLE KNUCKLE WITH 1/2" NPT

[PRE-WIRED WITH UL LISTED DIRECT BURIAL WIRE/CABLE]

ETL APPROVAL PENDING

AVAILABLE COLOR: BLACK, BRONZE



12<sub>v</sub>

**FIBER-  
GLASS  
FIXTURES**



HEAVY DUTY GROUND SPIKE INCLUDED

## FG-LED408

DIRECTIONAL SPOT LIGHT

MATERIAL: FIBERGLASS

LAMP: MR16 20 LEDS 12V 1.5W LAMP INCLUDED

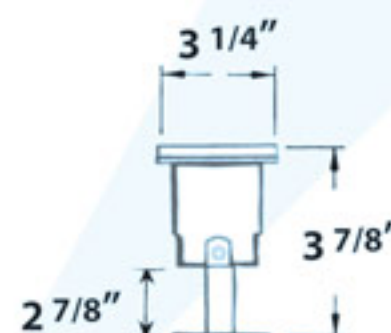
CLEAR, HEAT RESISTANT, TEMPERED GLASS

ADJUSTABLE U-SHAPED BRACKET

[PRE-WIRED WITH UL LISTED DIRECT BURIAL WIRE/CABLE]

ETL APPROVAL PENDING

AVAILABLE COLOR: BRONZE



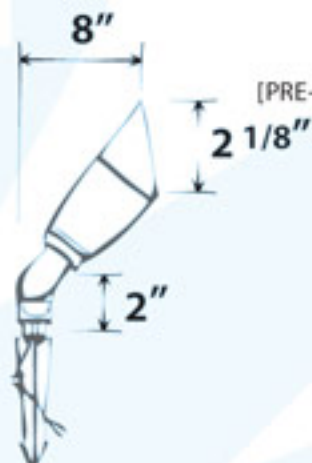
REMOTE 12 VOLT TRANSFORMER NOT INCLUDED [SEE PG. 91]





## LV-LED190

DIRECTIONAL SPOT LIGHT WITH HOOD  
 MATERIAL: POWDER COATED CAST ALUMINUM  
 LAMP: MR16 20 LEDS 12V 1.5W LAMP INCLUDED  
 CLEAR, HEAT RESISTANT, TEMPERED GLASS  
 ADJUSTABLE KNUCKLE WITH 1/2" NPT



[PRE-WIRED WITH UL LISTED DIRECT BURIAL WIRE/CABLE]

ETL APPROVAL PENDING

AVAILABLE COLOR: BLACK, BRONZE,  
 GREEN, VERDE GREEN, DARK SAND



HEAVY DUTY GROUND SPIKE INCLUDED



## LV-LED10

DIRECTIONAL SPOT LIGHT  
 MATERIAL: STAINLESS STEEL  
 LAMP: MR16 20 LEDS 12V 1.5W LAMP INCLUDED  
 CLEAR, HEAT RESISTANT, TEMPERED GLASS  
 ADJUSTABLE U-SHAPED BRACKET



[PRE-WIRED WITH UL LISTED DIRECT BURIAL WIRE/CABLE]

ETL APPROVAL PENDING

AVAILABLE FINISH: STAINLESS STEEL



HEAVY DUTY GROUND SPIKE INCLUDED

## LV-LED11

DIRECTIONAL SPOT LIGHT WITH HOOD  
 MATERIAL: STAINLESS STEEL  
 LAMP: MR16 20 LEDS 12V 1.5W LAMP INCLUDED  
 CLEAR, HEAT RESISTANT, TEMPERED GLASS  
 ADJUSTABLE U-SHAPED BRACKET



[PRE-WIRED WITH UL LISTED DIRECT BURIAL WIRE/CABLE]

ETL APPROVAL PENDING

AVAILABLE FINISH: STAINLESS STEEL



HEAVY DUTY GROUND SPIKE INCLUDED







HEAVY DUTY GROUND SPIKE INCLUDED

## FG-LED132

DIRECTIONAL SPOT LIGHT WITH HOOD

MATERIAL: FIBERGLASS

LAMP: MR16 20 LEDS 12V 1.5W LAMP INCLUDED

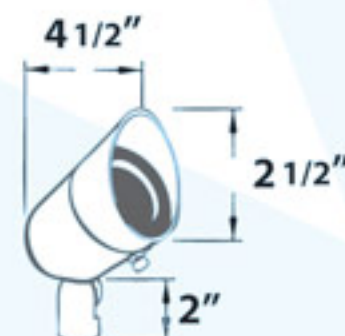
CLEAR, CONVEX, HEAT RESISTANT, TEMPERED GLASS

ADJUSTABLE KNUCKLE WITH 1/2" NPT

[PRE-WIRED WITH UL LISTED DIRECT BURIAL WIRE/CABLE]

ETL APPROVAL PENDING

AVAILABLE COLOR: BLACK, BRONZE



12<sub>v</sub>

**FIBER-GLASS  
FIXTURE**

## LED PAGODA LIGHT



HEAVY DUTY GROUND SPIKE INCLUDED

## LV-LED102

THREE-TIER PAGODA LIGHT

PATH, WALKWAY AND AREA LIGHTING

MATERIAL: POWDER COATED CAST ALUMINUM

LAMP: PAR16 24 LEDS 12V 1.6W LAMP INCLUDED

FROSTED, HEAT RESISTANT, TEMPERED GLASS

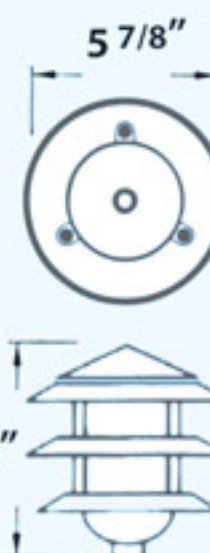
1/2" NPT

[PRE-WIRED WITH UL LISTED DIRECT BURIAL WIRE/CABLE]

ETL APPROVAL PENDING

AVAILABLE COLOR:

BLACK, BRONZE, GREEN, VERDE GREEN



12<sub>v</sub>

**CAST  
ALUMINUM  
FIXTURE**

## LED UNDERWATER LIGHTS



## LV-LED308-SS

POND AND FOUNTAIN UNDERWATER LIGHT

MATERIAL: STAINLESS STEEL

LAMP: PAR36 60 LEDS 12V 4W LAMP INCLUDED

CLEAR, HEAT RESISTANT, TEMPERED GLASS

ADJUSTABLE BASE

21FT. CORD INCLUDED

[PRE-WIRED WITH UL LISTED UNDERWATER CABLE]

ETL APPROVAL PENDING

AVAILABLE FINISH: STAINLESS STEEL



12<sub>v</sub>

**STAINLESS  
STEEL  
FIXTURE**

REMOTE 12 VOLT TRANSFORMER NOT INCLUDED [SEE PG. 91]

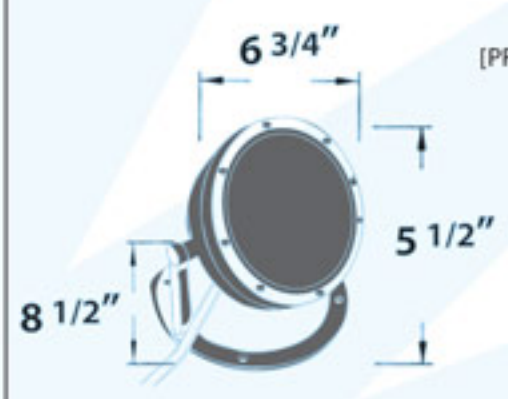


**STAINLESS  
STEEL  
FIXTURE**

**12<sub>v</sub>**

## LV-LED302-SS

POND AND FOUNTAIN UNDERWATER LIGHT  
MATERIAL: STAINLESS STEEL  
LAMP: PAR56 144 LEDS 12V 9.6W LAMP INCLUDED  
NO LENS OPEN LAMP  
ADJUSTABLE BASE  
21 FT. CORD INCLUDED



[PRE-WIRED WITH UL LISTED UNDERWATER CABLE]  
ETL APPROVAL PENDING

AVAILABLE FINISH:  
STAINLESS STEEL

GRILL SOLD SEPARATELY  
FOR ADDER USE: P-GRL-LV302-SS

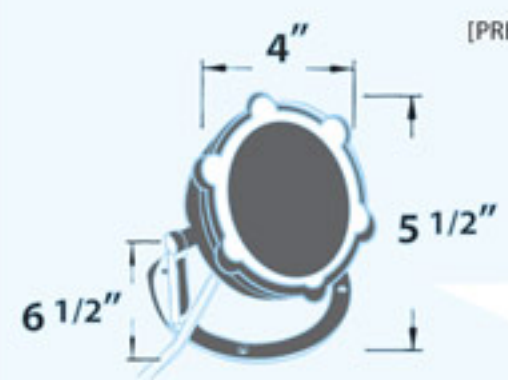


**BRASS  
FIXTURE**

**12<sub>v</sub>**

## LV-LED308-BS

POND AND FOUNTAIN UNDERWATER LIGHT  
MATERIAL: BRASS  
LAMP: PAR36 60 LEDS 12V 4W LAMP INCLUDED  
CLEAR, HEAT RESISTANT, TEMPERED GLASS  
ADJUSTABLE BASE  
21 FT. CORD INCLUDED



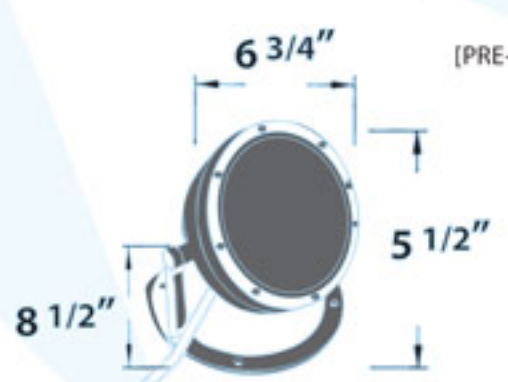
[PRE-WIRED WITH UL LISTED UNDERWATER CABLE]  
ETL APPROVAL PENDING

AVAILABLE FINISH: BRASS



## LV-LED302-BS

POND AND FOUNTAIN UNDERWATER LIGHT  
MATERIAL: BRASS  
LAMP: PAR56 144 LEDS 12V 9.6W LAMP INCLUDED  
NO LENS OPEN LAMP  
ADJUSTABLE BASE  
21 FT. CORD INCLUDED



[PRE-WIRED WITH UL LISTED UNDERWATER CABLE]  
ETL APPROVAL PENDING

AVAILABLE FINISH: BRASS

GRILL SOLD SEPARATELY  
FOR ADDER USE: P-GRL-LV302-BS



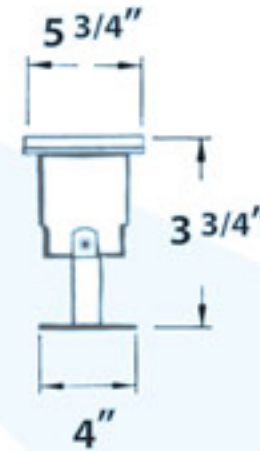
REMOTE 12 VOLT TRANSFORMER NOT INCLUDED [SEE PG. 91]





## LV-LED323

POND AND FOUNTAIN UNDERWATER LIGHT  
 MATERIAL: BRASS  
 LAMP: MR16 20 LEDS 12V 1.5W LAMP INCLUDED  
 CLEAR, HEAT RESISTANT, TEMPERED GLASS  
 ADJUSTABLE BASE  
 21 FT. CORD INCLUDED  
 [PRE-WIRED WITH UL LISTED UNDERWATER CABLE]  
 ETL APPROVAL PENDING  
 AVAILABLE FINISH: POLISHED BRASS



120<sub>v</sub>

**BRASS  
FIXTURES**



## LV-LED341

POND AND FOUNTAIN UNDERWATER LIGHT  
 MATERIAL: POLYBUTYLENE TEREPHTHALATE  
 LAMP: MR16 20 LEDS 12V 1.5W LAMP INCLUDED  
 CLEAR, HEAT RESISTANT, TEMPERED GLASS  
 STAINLESS STEEL ADJUSTABLE BASE  
 21 FT. CORD INCLUDED  
 [PRE-WIRED WITH UL LISTED UNDERWATER CABLE]  
 ETL APPROVAL PENDING  
 AVAILABLE FINISH: BLACK



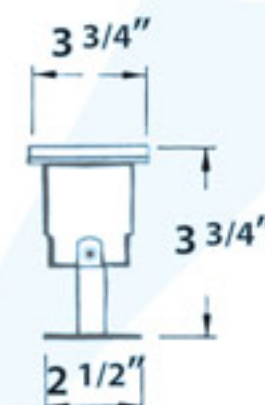
12<sub>v</sub>

**PBT  
FIXTURE**



## FG-LED313

POND AND FOUNTAIN UNDERWATER LIGHT  
 MATERIAL: FIBERGLASS  
 LAMP: MR16 20 LEDS 12V 1.5W LAMP INCLUDED  
 CLEAR, HEAT RESISTANT, TEMPERED GLASS  
 ADJUSTABLE U-SHAPED BRACKET  
 STAINLESS STEEL BASE  
 21 FT. CORD INCLUDED  
 [PRE-WIRED WITH UL LISTED UNDERWATER CABLE]  
 ETL APPROVAL PENDING  
 AVAILABLE FINISH: BRONZE



12<sub>v</sub>

**FIBER-  
GLASS  
FIXTURE**







12<sub>v</sub>

## JC

LAMP: 10W, 20W,  
35W, 50W, 75W

BASE: 2-PIN

DL-JC10  
DL-JC10/G5.3  
DL-JC20  
DL-JC20/G5.3  
DL-JC35  
DL-JC50  
DL-JC75



## MR8

LAMP: 10W, 20W

BASE: 2-PIN

DL-MR8-10  
DL-MR8-20



## MR11

LAMP: 20W, 35W

BASE: 2-PIN

DL-MR11-FTD (20W NFL)  
DL-MR11-FTH (35W NFL)



## MR16

LAMP: 20W, 35W, 50W, 75W

BASE: 2-PIN

DL-MR16-BAB (20W FL)  
DL-MR16-ESX (20W SP)  
DL-MR16-FMW (35W FL)  
DL-MR16-EXN (50W FL)  
DL-MR16-EXT (50W SP)  
DL-MR16-EYC (75W FL)



**HALOGEN  
LAMPS**

## MR16

LAMP: 20W, 35W, 50W

BASE: 2-PIN. AVAILABLE COLOR: YELLOW, RED, GREEN, BLUE



DL-MR16-BAB/Y	DL-MR16-BAB/R	DL-MR16-BAB/G	DL-MR16-BAB/B
DL-MR16-FMW/Y	DL-MR16-FMW/R	DL-MR16-FMW/G	DL-MR16-FMW/B
DL-MR16-EXN/Y	DL-MR16-EXN/R	DL-MR16-EXN/G	DL-MR16-EXN/B

## MR16

LAMP: 5W, 7W

BASE: 2-PIN

COLOR TEMPERATURE:  
64K (DAY LIGHT)



DL-MR16-PL5/64K  
DL-MR16-PL7/64K



**FLUORESCENT  
LAMP**

## PAR36

LAMP: 35W, 50W

BASE: SCREW TERMINALS

AVAILABLE COLOR:  
CLEAR, YELLOW, RED,  
GREEN, BLUE

WFL [64°]

NFL [24°]



DL-PAR36-35/WFL	DL-PAR36-35/NFL	DL-PAR36-35/Y	DL-PAR36-35/R	DL-PAR36-35/G	DL-PAR36-35/B
DL-PAR36-50/WFL	DL-PAR36-50/NFL	DL-PAR36-50/Y	DL-PAR36-50/R	DL-PAR36-50/G	DL-PAR36-50/B

## PAR56

LAMP: 75W, 100W, 200W, 300W

BASE: MOGUL END PRONG

AVAILABLE COLOR:  
CLEAR, RED, BLUE, GREEN



DL-PAR56-75	DL-PAR56-100	DL-PAR56-100/R	DL-PAR56-100/B	DL-PAR56-100/G
DL-PAR56-200	DL-PAR56-300			



## LAMPS

12<sub>v</sub>

### 1156

LAMP: INCANDESCENT  
21W  
BASE:  
SINGLE  
CONTACT  
BAYONET



DL-93/1156

### AR-111

LAMP: HALOGEN  
50W, 75W  
BASE:  
SCREW TERMINALS



DL-AR111-SP50	50W	8° (SP)
DL-AR111-SP75	75W	8° (SP)
DL-AR111-NFL50	50W	24° (NFL)
DL-AR111-NFL75	75W	24° (NFL)

### PL13

LAMP: FLUORESCENT  
13W  
BASE: 2-PIN  
COLOR TEMPERATURE:  
27K (WARM WHITE)  
41K (COOL WHITE)  
64K (DAY LIGHT)



DL-13/12V/27K  
DL-13/12V/41K  
DL-13/12V/64K

## LAMPS

120<sub>v</sub>

### MR16

LAMP: HALOGEN 20W, 35W, 50W, 75W  
BASE: 2-PIN

AVAILABLE COLOR:  
CLEAR, YELLOW, RED, GREEN, BLUE

DL-MR16-BAB/120	(20W FL)
DL-MR16-FMW/120	(35W FL)
DL-MR16-EXN/120	(50W FL)
DL-MR16-EYC/120	(75W FL)
DL-MR16-EXN/Y-120	(50W FL)
DL-MR16-EXN/R-120	(50W FL)
DL-MR16-EXN/G-120	(50W FL)
DL-MR16-EXN/B-120	(50W FL)



### JC

LAMP: HALOGEN  
10W, 20W,  
35W, 50W  
BASE: 2-PIN



DL-JC20/120  
DL-JC35/120  
DL-JC50/120

## DOUBLE-ENDED

LAMP: HALOGEN

100W, 150W, 200W, 250W, 300W, 500W

BASE: RECESSED SINGLE CONTACT

DL-J78-100	DL-J118-150	DL-J118-300
DL-J78-150	DL-J118-200	DL-J118-500
DL-J78-250		



## PL5, 7, 9, 13

LAMP: FLUORESCENT PL 5W, 7W, 9W, 13W

BASE: 2-PIN

AVAILABLE COLOR:

WHITE, RED, GREEN, BLUE, BLUE/BLACK

COLOR TEMPERATURE: 27K (WARM WHITE),

41K (COOL WHITE), 64K (DAY LIGHT)

DL-5	27K	41K	64K	
DL-7	27K	41K	64K	RED, GREEN, BLUE
DL-9	27K	41K	64K	RED, GREEN, BLUE, BLUE/BLACK
DL-13	27K	41K	64K	RED, GREEN, BLUE, BLUE/BLACK





12<sub>v</sub>

**LED  
LAMPS**



## MR16-LED [50.000 HR.]

1	1 LED	1.0W	SPOT	WHITE	2-PIN BASE
2	1 LED	3.0W	SPOT	WHITE	2-PIN BASE
3	20 LEDs	1.5W	FLOOD	WHITE	2-PIN BASE
4	12 LEDs	0.6W	FLOOD	WHITE	2-PIN BASE
5	12 LEDs	0.6W	FLOOD	BLUE	2-PIN BASE
6	12 LEDs	0.6W	FLOOD	RED	2-PIN BASE
7	12 LEDs	0.6W	FLOOD	GREEN	2-PIN BASE
8	12 LEDs	0.6W	FLOOD	MULTICOLORED	2-PIN BASE
9	18 LEDs	1.5W	FLOOD	MULTICOLORED	2-PIN BASE

## PAR36-LED PAR56-LED



**DL-PAR36-LED/60/W**  
LAMP: 60 LEDs 12V 4W 50.000 HR  
BASE: SCREW TERMINALS  
LAMP COLOR: WHITE



**DL-PAR56-LED/144/W**  
LAMP: 144 LEDs 12V 9.6W 50.000 HR  
BASE: SCREW TERMINALS  
LAMP COLOR: WHITE



## PAR16-LED



**DL-PAR16-LED/24/12**  
LAMP: 24 LEDs  
12V 1.6W 50.000 HR  
BASE: MEDIUM  
LAMP COLOR: WHITE

12<sub>v</sub>



**DL-PAR16-LED/24/120**  
LAMP: 24 LEDs  
120V 1.6W 50.000 HR  
BASE: MEDIUM  
LAMP COLOR: WHITE

120<sub>v</sub>



## PAR38-LED

**DL-PAR38-LED/90**  
LAMP: 90 LEDs 120V 6W 50.000 HR  
BASE: MEDIUM  
LAMP COLOR: WHITE

120<sub>v</sub>





## METAL HALIDE

LAMP: 50W, 70W, 100W, 150W, 175W, 250W, 400W

BASE: MEDIUM, MOGUL

DL- MH 50	(MED)
DL- MH 70	(MED)
DL- MH 100	(MED)
DL- MH 150	(MED)
DL- MH 175	(MED)
DL- MH 175 MOG	(MOG)
DL- MH 250	(MOG)
DL- MH 400	(MOG)



## HIGH PRESSURE SODIUM

LAMP: 35W, 50W, 70W, 100W, 150W, 250W, 400W

BASE: MEDIUM, MOGUL

DL- LU 35	(MED)
DL- LU 50	(MED)
DL- LU 70	(MED)
DL- LU 100	(MED)
DL- LU 100/MOG	(MOG)
DL- LU 150	(MED)
DL- LU 250	(MOG)
DL- LU 400	(MOG)



## DOUBLE-ENDED

LAMP: 70W, 100W, 150W

BASE: RECESSED SINGLE CONTACT

METAL HALIDE	DL- MH 70	DE
	DL- MH 100	DE
	DL- MH 150	DE
METAL HALIDE	DL- LU 70	DE
	DL- LU 100	DE
	DL- LU 150	DE



## METAL HALIDE PAR38

LAMP: 70W, 100W

BASE: MEDIUM

AVAILABLE COLOR: CLEAR, BLUE, GREEN, RED

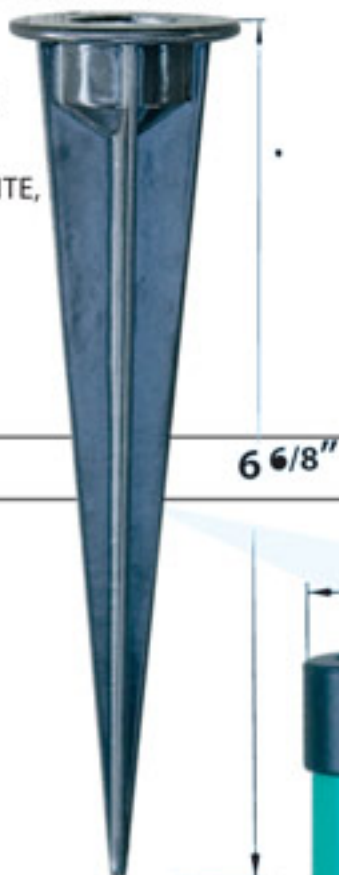
DL- PAR 38- 70MH	DL- PAR 38-100MH
DL- PAR 38- 70MH-B	DL- PAR 38-100MH-B
DL- PAR 38- 70MH-G	DL- PAR 38-100MH-G
DL- PAR 38- 70MH-R	DL- PAR 38-100MH-R





## LV-S1-F

FEMALE GROUND SPIKE  
MATERIAL: CAST ALUMINUM  
1/2" NPT  
AVAILABLE COLOR:  
BLACK, WHITE,  
GREEN



6 5/8"

## LV-S1-M

MALE GROUND SPIKE  
MATERIAL:  
CAST ALUMINUM  
1/2" NPT  
AVAILABLE COLOR:  
BLACK, WHITE,  
GREEN



6 1/2"

## LV-S3-F

FEMALE GROUND SPIKE  
MATERIAL: PVC  
1/2" NPT  
AVAILABLE COLOR:  
BLACK



7 7/8"

## LV-S2-F

FEMALE GROUND SPIKE  
MATERIAL: PVC  
1/2" NPT  
AVAILABLE COLOR:  
BLACK, BRONZE



8 3/4"

  
**GROUND SPIKES**

## LV-S5-F

FEMALE GROUND SPIKE  
MATERIAL: PVC  
1/2" NPT  
AVAILABLE COLOR: GREEN



15"

2 1/2"


18"

## LV-S6

FEMALE GROUND SPIKE  
MATERIAL: PVC  
1/2" NPT  
AVAILABLE COLOR:  
BLACK, WHITE, GREEN, VERDE GREEN



LV-S6-B-CAP  
LV-S6-G-CAP  
CAP AVAILABLE SEPARATELY





## LV-3-W

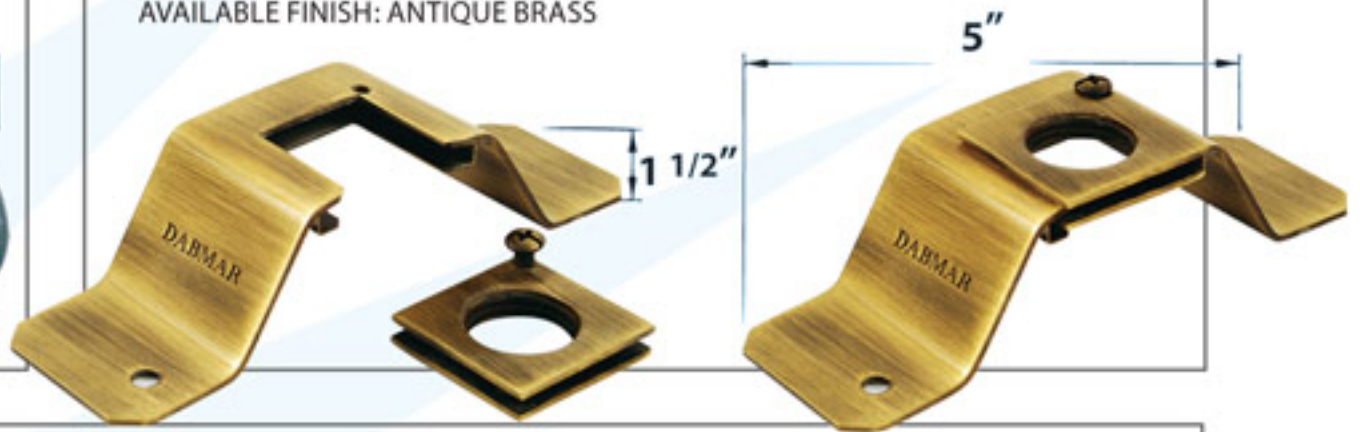
MALE/FEMALE x 3 FITTER  
MATERIAL: POWDER COATED  
CAST ALUMINUM WITH 1/2" NPT  
AVAILABLE COLOR:

BLACK,  
WHITE,  
VERDE  
GREEN



## P-MB-3-ABS

TREE MOUNTING BRACKET  
MATERIAL: BRASS  
REMOVABLE 1/2" NPT  
AVAILABLE FINISH: ANTIQUE BRASS



## P-MB-1

FEMALE SURFACE MOUNTING BRACKET  
MATERIAL:  
POWDER COATED  
CAST ALUMINUM  
WITH 1/2" NPT  
AVAILABLE COLOR:  
BLACK, WHITE,  
BRONZE, GREEN,  
VERDE GREEN



## P-11

FEMALE BOX COVER  
MATERIAL: POWDER COATED  
CAST ALUMINUM WITH 1/2" NPT  
AVAILABLE COLOR:  
BLACK, BRONZE, GREY

## P-11-2

FEMALE BOX COVER  
MATERIAL: POWDER COATED  
CAST ALUMINUM WITH TWO 1/2" NPT  
AVAILABLE COLOR:  
BLACK, BRONZE, GREY

## P-12

FEMALE BOX COVER  
MATERIAL: POWDER COATED  
CAST ALUMINUM WITH 1/2" NPT  
AVAILABLE COLOR:  
GREY



## ST-6, 12, 18, 24


MALE STEMS  
MATERIAL: POWDER COATED CAST ALUMINUM WITH 1/2" NPT  
AVAILABLE COLOR: BLACK, GREEN, VERDE GREEN  
AVAILABLE LENGTH: 6", 12", 18", 24"





## P-SCT-100

SOCKET FOR  
LV26, LV100, LV101, LV200, LV203




## P-SCT-110

SOCKET FOR  
LV110, LV112, LV113, LV114



## P-SCT-108


SOCKET FOR  
LV24, LV25, LV108, LV109, LV300,  
LV301, LV323, FG313, FG317, FG318



  
**SOCKETS**

## P-SCT-108-D

SOCKET FOR LV24, LV25,  
LV108, LV109, LV300,  
LV301, LV323, FG313,  
FG317, FG318



## LOW VOLTAGE CABLE

DIRECT BURIAL  
LOW VOLTAGE CABLE

LVW- 8 [ 8/2 GAUGE]  
LVW- 10 [10/2 GAUGE]  
LVW- 12 [12/2 GAUGE]  
LVW- 18/2 [18/2 GAUGE UNDERWATER]  
250 FT. TO 500 FT. PER SPOOL



## P-61

RETROFIT KIT  
FOR FLUORESCENT  
PAGODA LIGHT

D5200

5W, 7W, 9W


120V

PL5

PL7


PL9

LAMP NOT INCLUDED



## P-CN-01

QUICK CONNECTOR  
12V



## P-SCT-LV299

SOCKET WITH 6 FT. CORD FOR PAR36 LAMP







REPRODUCTION OF ALL OR ANY PART OF THIS CATALOG WITHOUT THE EXPRESSED WRITTEN CONSENT  
OR PERMISSION OF DABMAR LIGHTING INCORPORATED IS STRICTLY PROHIBITED AND FORBIDDEN